

Installation guide

Thermostatic expansion valve

Type T 2 / TE 2

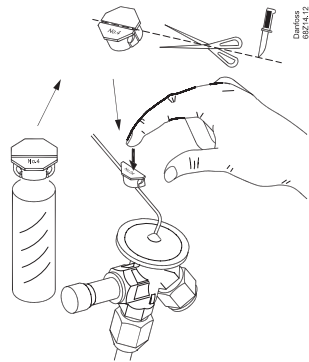
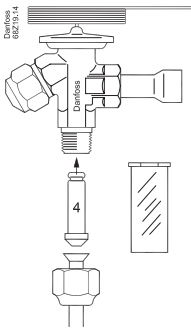
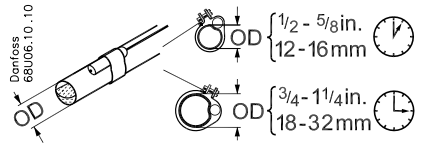
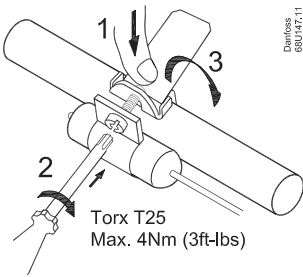
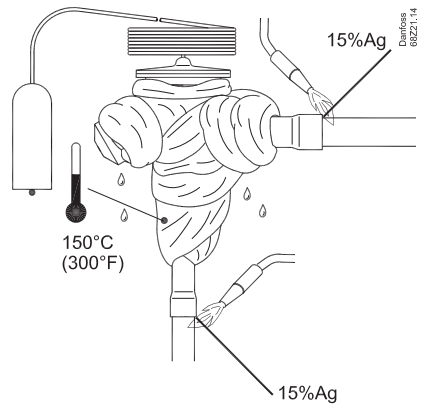
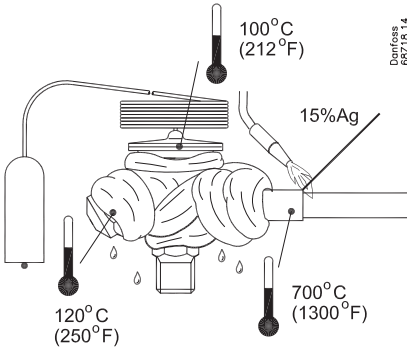
068R9536

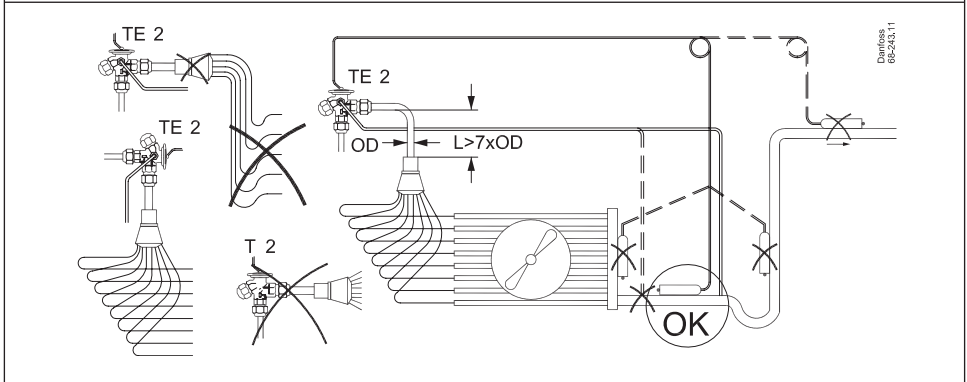
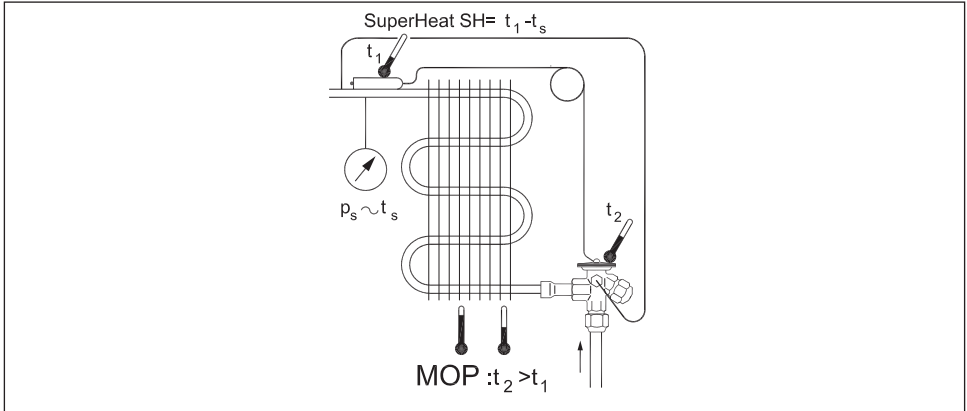
Standard refrigerants:
R22/R407C, R407C, R404A/R507,
R134a, R407F/R407A

Max. working pressure:
PS / MWP: 34 bar / 500 psig

Max. test pressure
 $P_{test} = 34 \text{ bar} / 500 \text{ psig}$

068R9536





SH= SuperHeat

N,B	N_{MOP}, B_{MOP} NM,NL
5°C (9°F)	4°C (7°F)

Danfoss
68Z15, 14

SH= SuperHeat

1

Stop

2

N,B	N_{MOP}, B_{MOP} NM,NL
~ 2-3 x 360°	~ 1,5 - 2 x 360°

SuperHeat SH= $t_1 - t_s$

t_1

$p_s \sim t_s$

360°

$\Delta SH / 360^\circ$

N, N_{MOP} NM, NL	~ 4°C (7°F)
B, B_{MOP}	~ 8°C (14°F)

Danfoss
68Z20, 14

Temperature ranges:

N = -40 - 10 °C / -40 - 60 °F

NM = -40 - 5 °C / -40 - 25 °F

NL = -40 - 15 °C / -40 - 5 °F

B = -60 - 25 °C / -75 - 15 °F