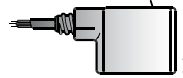


Installation Guide

Coil for solenoid valves

Type 018Z61XX



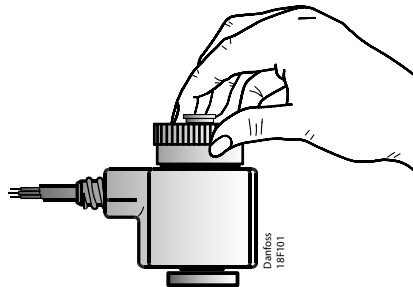
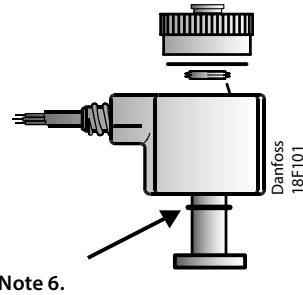
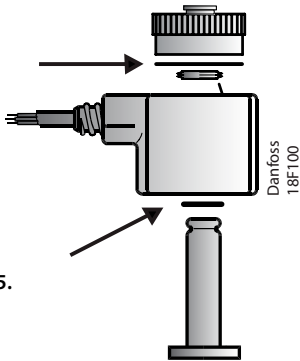
032R9253

032R9253

General instructions

1. Danfoss coils, type 018Z61XX may only be used with Danfoss solenoid valves.
2. Always verify your selection of correct data for the coil.
3. **Warning!** Never switch on power to the coil when the coil is dismantled from the valve. Otherwise the coil may be damaged and there is risk of injuries and burns.
4. All wiring must comply with applicable national electrical requirements.
5. **Note!** O-rings on armature tube and cap must be mounted properly, to avoid coil failure due to burnout.
6. **Note!** Position the O-ring in the middle of the armature tube, and let the coil push the O-ring into position at the bottom of the tube.

Coil installation



Danfoss A/S
Nordborgvej 81
DK-6430 Nordborg



17 Conditions of Certification

17.1 Special Condition for safe use

- The solenoid must be protected against direct ultraviolet light and major impact.
- For solenoid valves in use under -30 °C the cable must be protected for impact.
- The solenoid is manufactured with a permanently connected cable. The connection of this cable supplying the solenoid must be done in accordance with the appropriate electrical code and good engineering practice.
- The product is provided with a Y/G coloured earth wire.
- The solenoid must not be removed from the valve when energised. This would otherwise impair the surface temperature specification.
- In order to prevent electrostatic changes in the solenoid must be cleaned with a moist cloth.
- Only for use in pollution degree 1-2-3.
- The solenoid must be protected against direct sunlight and ultraviolet light sources.
- A fuse must always be installed in front of the coil. U < 50 V : 2 A, U > 50 V : 1A (timelag medium)

17.2 Condition for use (Routine tests)

- Each product shall be subjected to Dielectric strenght test according to EN 60079-15:2010 class 23.2.

18 Essential Helth and Safety requirements

- Essential Helth and Safety requirements not covered by section 9: Covered by Manufacturer's instructions.

Certificate 032R9253

This certificate must only be reproduced in its entirety and without any change.

1. EC Type Examination certificate
2. Equipment intended for use in potentially explosive atmospheres
3. Certificate no. 032R9253
4. Equipment: Electrically Solenoid Operating Valves: 018Z61xx
Manufacturer site: *Danfoss Kolding
Address: Albuen 29,
DK-6000 Kolding,
Denmark*
5. This equipment and any acceptable variant thereto are specified in the schedule to this certificate and the documents therein referred to.
6. Danfoss a/s certifies this equipment or protective system has been found to comply with the Essential Health and Safety Requirements relating to design and construction of equipment and protective systems for use in potentially explosive atmospheres given in annex II to the directive.
7. Compliance with the applicable Essential Health and Safety Requirements has been assured by compliance with: EN 60079-0: 2010, EN 60079-15: 2010
8. This Certificate relates only to the design, examination and tests of the specified equipment or protective system in accordance to the Directive 94/9/EC. Further requirements of the directive apply to the manufacturing process and supply of this equipment or protective system. These are not covered by the certificate.
9. The marking of the equipment shall include the following: II 3G Ex nA IIB T4 Gc -40 °C ≤ T_{amb} ≤ +50 °C.

Date: 12 08 2013

Certificate 032R9253

This certificate must only be reproduced in its entirety and without any change.