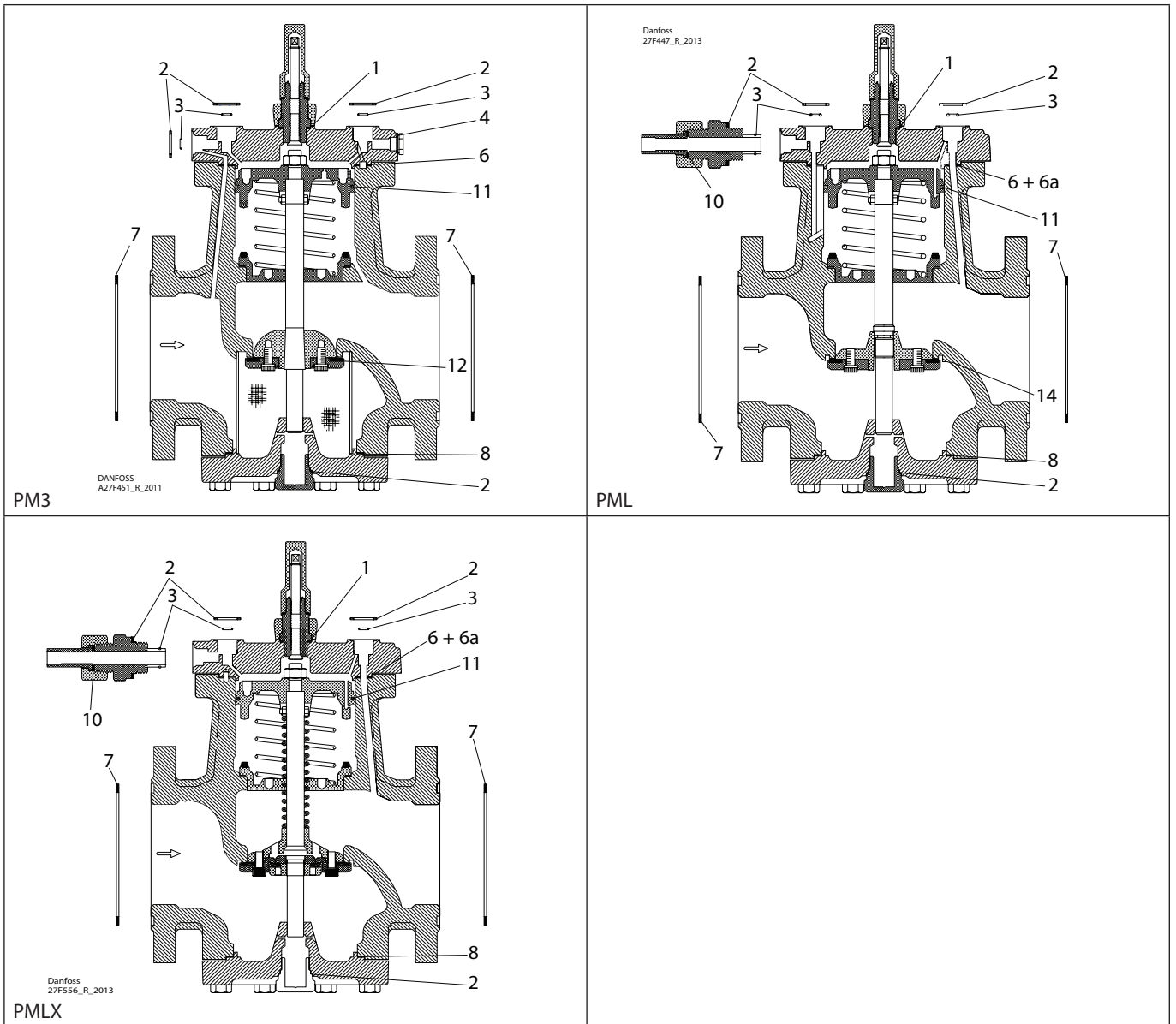
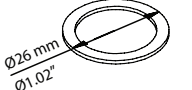
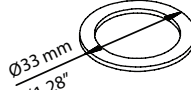
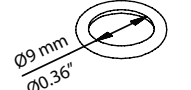
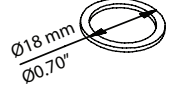
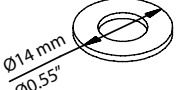
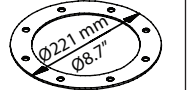

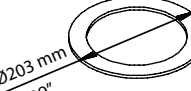

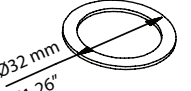
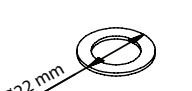
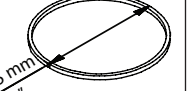
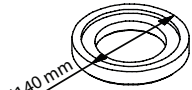
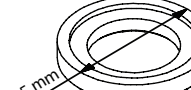


Installation guide – Spare parts and accessories

Repair kit | Code number 027F3158  
PM, PML/X, size 125



<b>1</b>  Total no. = 1	<b>2</b>  Total no. = 4	<b>3</b>  Total no. = 3	<b>4</b>  Total no. = 1	<b>5*</b>  Total no. = 1	<b>6</b>  Total no. = 1
<b>6a</b>  Total no. = 1	<b>7</b>  Total no. = 2	<b>8*</b>  Total no. = 1	<b>9</b>  Total no. = 1	<b>10</b>  Total no. = 1	<b>11</b>  Total no. = 1
<b>12</b>  Total no. = 1	<b>14</b>  Total no. = 1				

\* The spare part is included in the package but is not used for PM, PML/X 125.