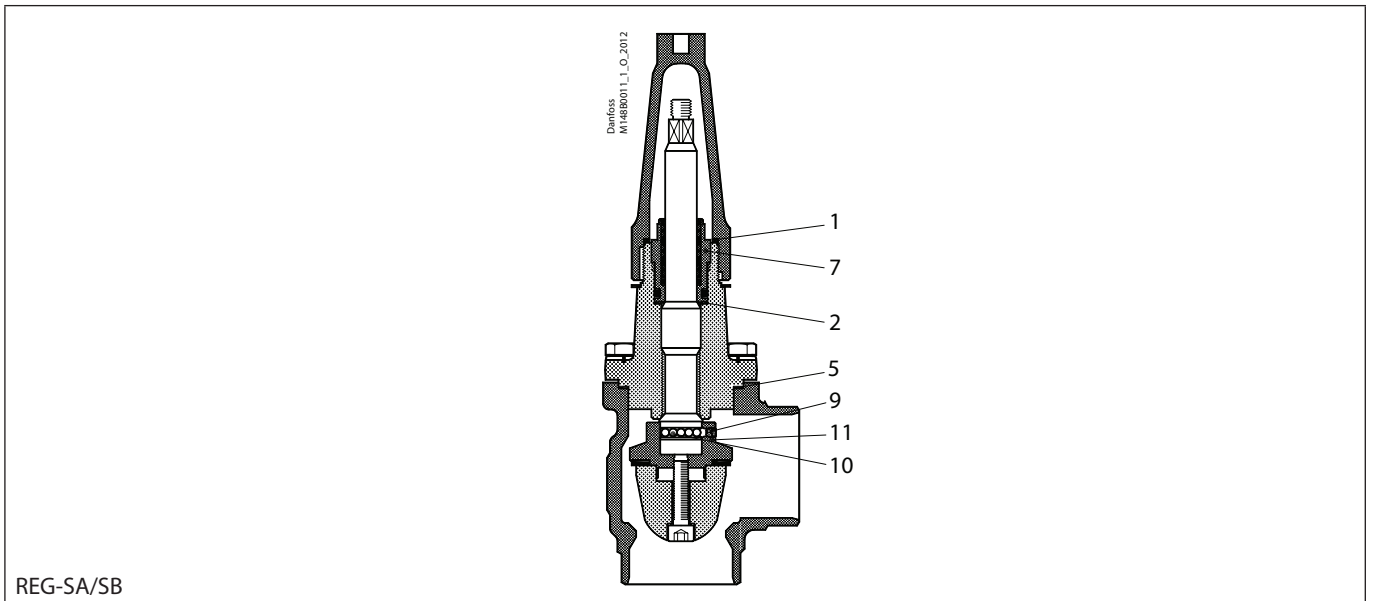


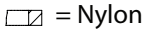
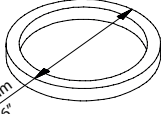
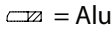
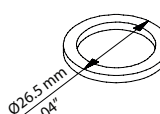
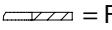
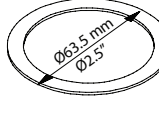
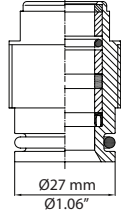
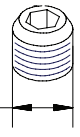
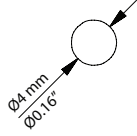
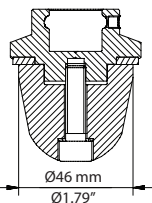
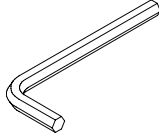
Installation guide – Spare parts and accessories

Overhaul kit | Code number 148B6177

REG-SA/SB size 50



REG-SA/SB

<p>1</p> <p> = Nylon</p>  <p>Total no. = 1</p>	<p>2</p> <p> = Alu.</p>  <p>Total no. = 1</p>	<p>5</p> <p> = Fibre</p>  <p>Total no. = 1</p>	<p>7</p>  <p>Total no. = 1</p>	<p>9</p>  <p>M5</p> <p>Total no. = 1</p>
<p>10</p>  <p>Total no. = 14</p>	<p>11</p>  <p>Total no. = 1</p>	<p>12</p>  <p>Total no. = 1</p>		

NOTE:

When replacing the packing gland (pos. 7) in REG-SA/B or REG the aluminium gasket (pos. 2) is needed.