



REFRIGERATION AND
AIR CONDITIONING

Instructions

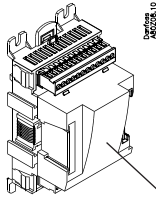
AK-XM 102A



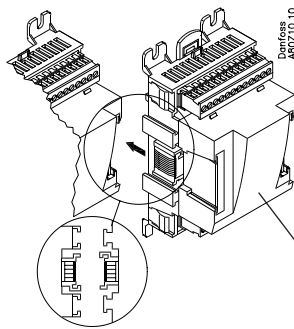
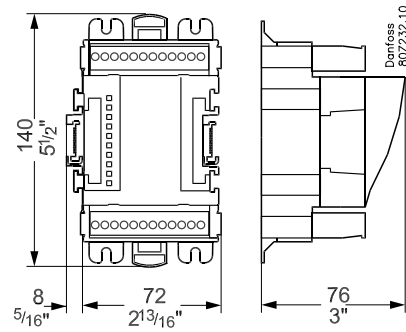
080R9213



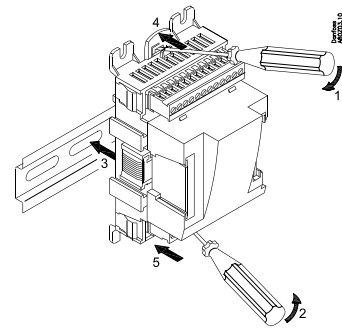
R18HG402



080Z0008



AK-XM 102A



CE

-20°C t_{amb} <math>< 55^\circ\text{C}</math>
-0°F t_{amb} <math>< 130^\circ\text{F}</math>
0 - 95% RH, non condensing
IP10 / VBG4
UL: E166834



Warning

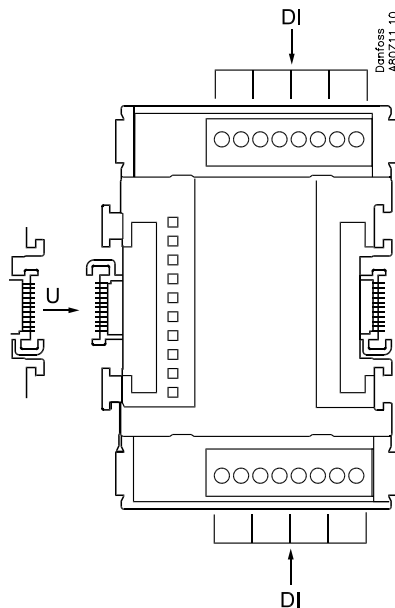
Ensure power is disconnected before adding or removing Modules

DI x 8

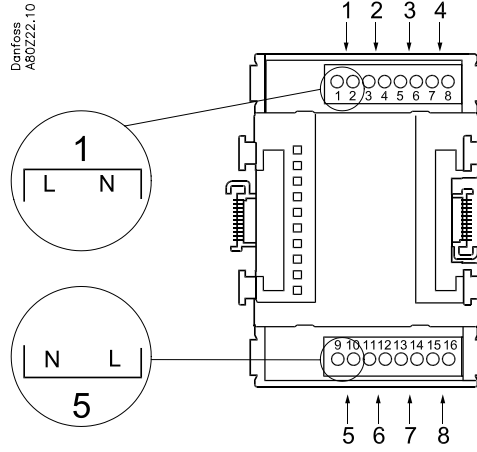


24 V

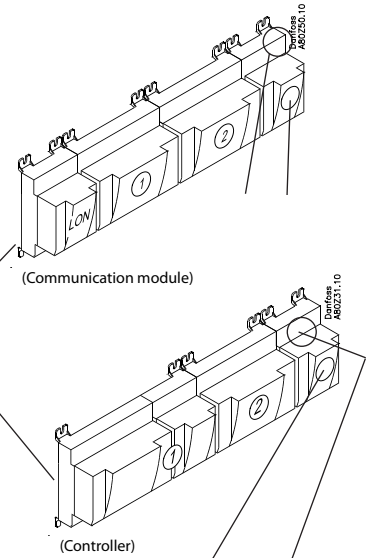
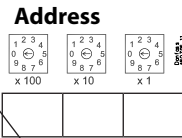
On/Off:
On: DI > 10 V a.c.
Off: DI < 2 V a.c.



Point



	Signal	Active at
DI 	Ext.Main Switch	Closed (voltage on)
	Day/Night	/
	Comp. Safety 1	Open (voltage off)
	Comp. Safety 2	



Signal	Active at	Module	Point	Terminals
			1 (DI 1)	1 - 2
			2 (DI 2)	3 - 4
			3 (DI 3)	5 - 6
			4 (DI 4)	7 - 8
			5 (DI 5)	9 - 10
			6 (DI 6)	11 - 12
			7 (DI 7)	13 - 14
			8 (DI 8)	15 - 16

The Product contains electrical components. And may not be disposed together with domestic waste. Equipment must be separate collected with Electrical and Electronic waste. According to Local and currently valid legislation.