



REFRIGERATION AND  
AIR CONDITIONING

# Instructions

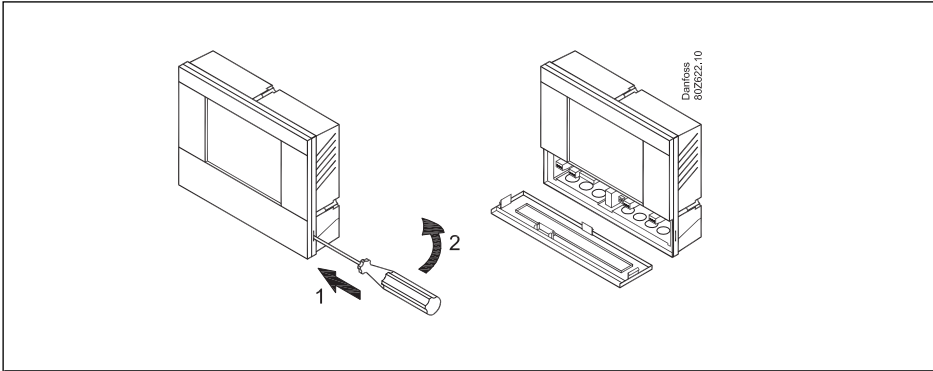
## System Manager AK-SM 820/850/880



080R9302

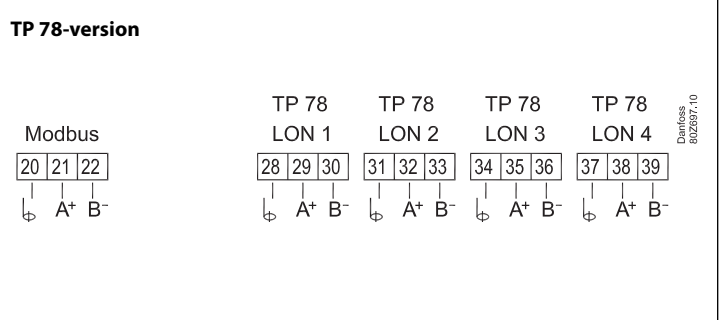
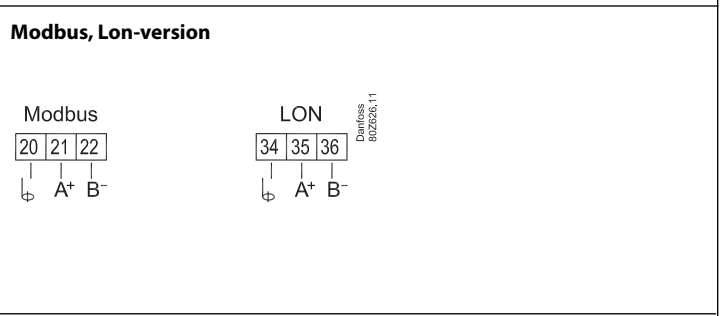
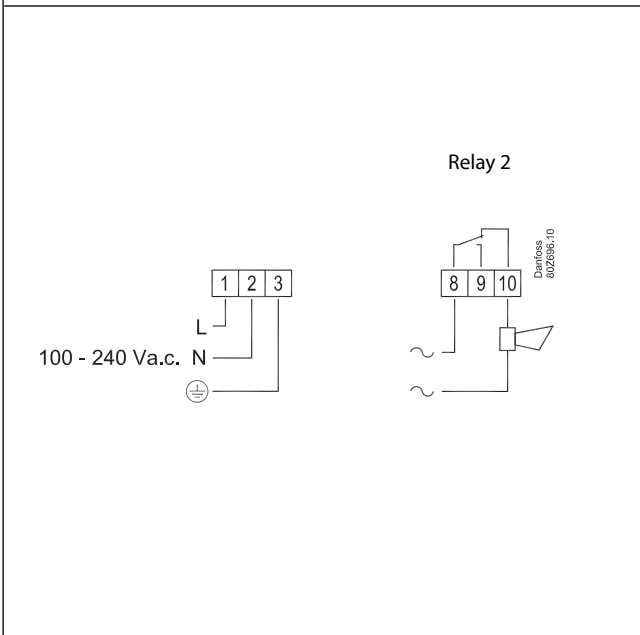
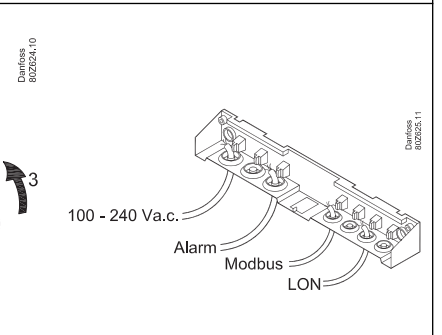
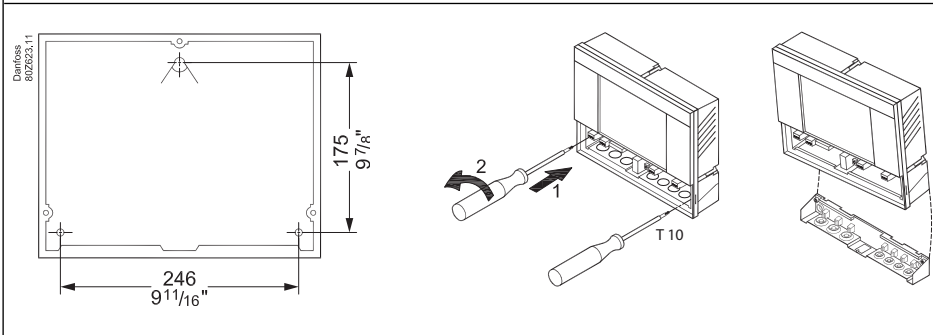
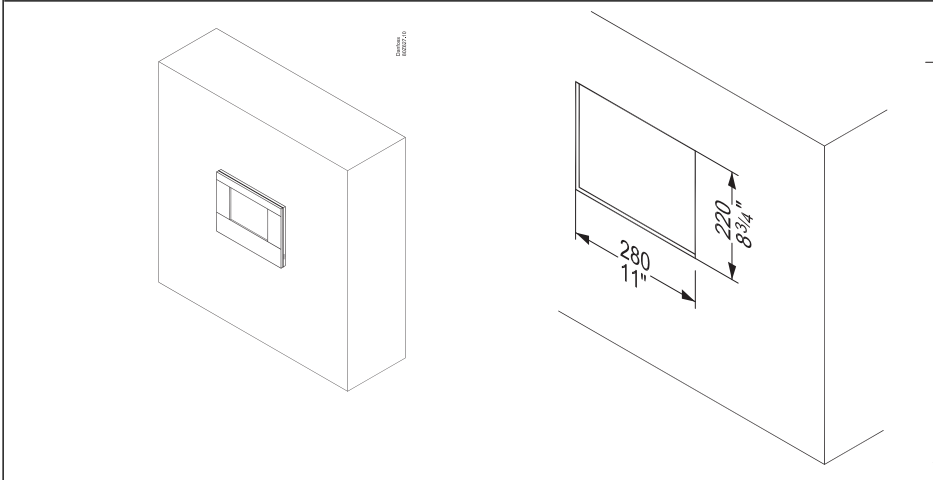


RI8PU653



CE

-10° <math>t\_{amb}</math> <math>< 55^{\circ}\text{C}</math>  
 14°F <math>< t\_{amb}</math> <math>< 130^{\circ}\text{F}</math>  
 0 - 95% RH, non condensing  
 IP20  
 UL: E31024



Selve installationen af datakommunikationskablet skal overholde de krav, som er nævnt i dokumentet "Datakommunikation imellem ADAP-KOOL® Køleanlægsstyringer". Litteraturnummer = RC8AC.

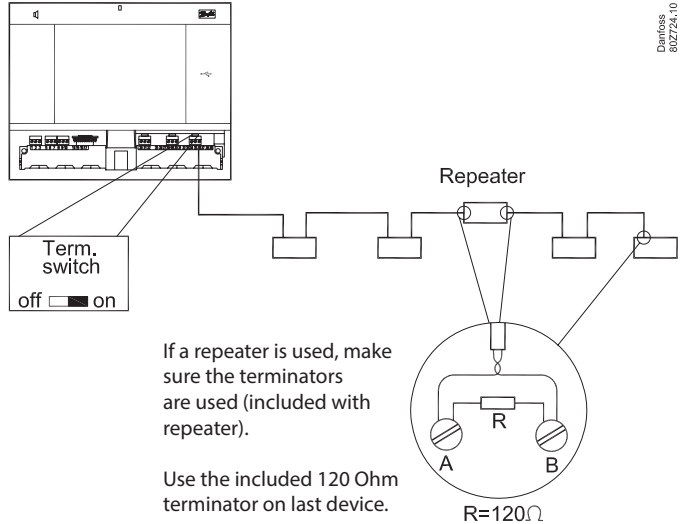
The actual installation of the data communication cable must comply with the requirements mentioned in the document "Data communication between ADAP-KOOL® Refrigeration controls". Literature sheet number = RC8AC.

Beim Verlegen des Datenkommunikationskabels sind die im Dokument „Datenkommunikation zwischen ADAP-KOOL® Kälteanlagenregelsysteme“ enthaltenen Anforderungen einzuhalten. Literaturnummer = RC8AC.

L'installation elle-même du câble de transmission de données doit respecter les contraintes citées dans le document «Transmission de données ADAP-KOOL® Commande d'installation frigorifiques». Référence documentaire = RC8AC.

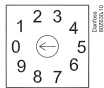
La instalación práctica del cable de comunicación de datos debe cumplir con los requisitos mencionados en el documento "Comunicación de datos entre controles de refrigeración ADAP-KOOL®". Número de documento = RC8AC.

Terminering  
Termination  
Terminierung  
Terminaison  
Terminación



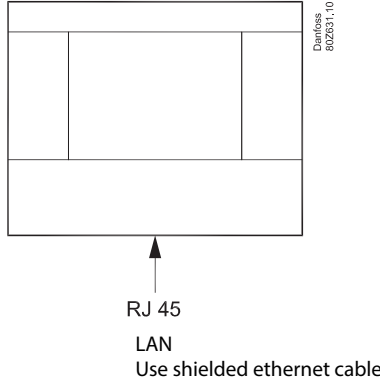
Danfoss  
802724.10

Address  
Adresse  
Dirección




0 = Master  
1 - 9 = Slave

TCP/IP



Danfoss  
802631.10

Initial settings



1. Press "Next"
2. Select language
3. Set Date / Time
4. Set Engineering unit preferences
5. Set Users / Password  
Default: User = Supervisor / Password = 12345
6. Set Communications
7. OK and Finish (reset)

Konfiguration  
Configuration  
Konfiguration  
Configuration  
Configuración

See manual: USCO.PI.R1.H1.--

The Product contains electrical components.  
And may not be disposed together with domestic waste.  
Equipment must be separate collected with Electrical and Electronic waste. According to Local and currently valid legislation.



ADAP-KOOL®