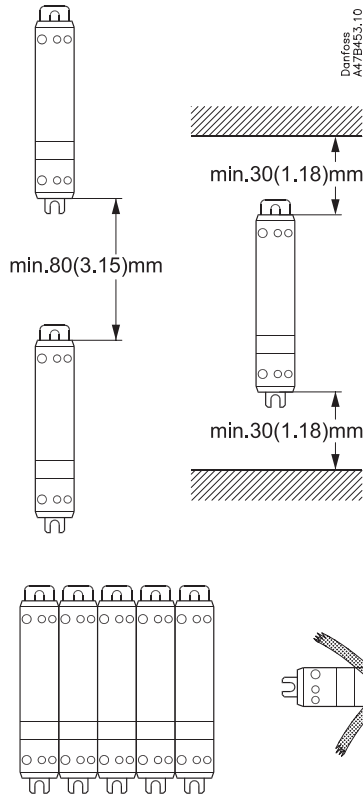


047C0425

047C0425

Montering - Mounting - Montage

mm (inch)

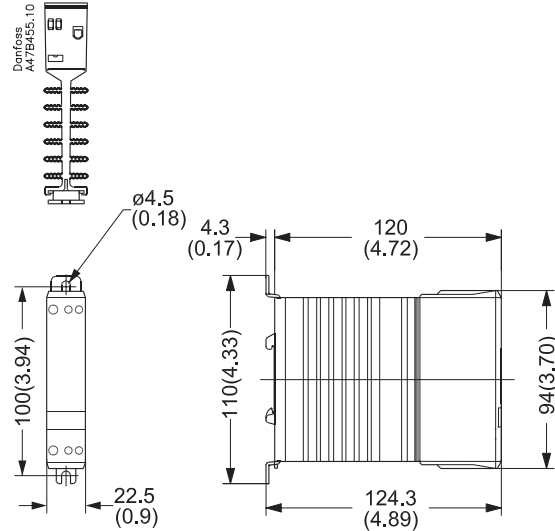


DK Hvis enhed er monteret vandret reducer strøm med 50%
 UK If unit is mounted horizontally derate current by 50%
 D Falls Einheit horizontal montiert wird, reduziert sich der Strom um 50%.

Mål - Dimensions - Abmessungen

mm (inch)

ECI 10/ ECI 15



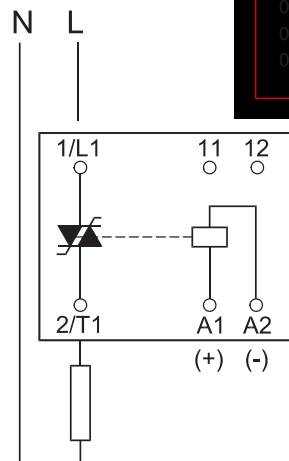
DK Køleplade skal holdes ren. Luftstrøm må ikke blokeres
 UK Keep heat sink clean. Airflow should not be blocked
 D Kühlfächen freihalten. Luftstrom muß ungehindert fließen

Forbindelse - Wiring - Vedrætning

75°C Kabel/ wire*	 mm ² (AWG)	 mm ² (AWG)
	0.75 - 4 (18 - 12)	0.5 - 1.5 (20 - 16)
	2 x 1 (2 x 18)	2 x 0.5 - 0.75 (2 x 20 - 18)
	0.75 - 6 (18 - 10)	0.5 - 1.5 (20 - 16)
	2 x 0.75 - 1.5 (2 x 18 - 14)	2 x 0.5 - 1.5 (2 x 20 - 16)
	0.75 - 6 (18 - 10)	0.5 - 1.5 (20 - 16)
	2 x 0.75 - 1.5 (2 x 18 - 16)	2 x 0.5 - 1.5 (2 x 20 - 16)
	Pozidrive 1 0.5 Nm max. 4.4 lb-in max.	N.A.
	4 mm 0.5 Nm max. 4.4 lb-in max.	3 mm 0.5 Nm max. 4.4 lb-in max.

* Use copper conductor only

24-230V	5-24 V
037N0064	037N0063
037N0066	037N0065
037N0068	037N0067
	037N0072*)



*) Not UL approved

- **Vigtigt:** (Overhold max. skruedrejningsmomenter)
- **Important:** (Observe the maximum screw torque limits)
- **Wichtig:** (Max. Drehmoment beachten)

UL: Use thermal overload protection as required by the National Electric Code
 Maximum surrounding temperature 40°C