

SC15/15DL MBP/HBP Twin Compressor R407C 220-240V 50Hz

Data Sheet (Replaces CJ.54.A1.02)

General

Compressor	SC15/15DL
Code number	104L4093

Application

Application		MBP/HBP
Evaporating temperature range	°C	-15 to 15
Voltage range	V/Hz	198 - 254 /50
Motor type		CSR
Max. ambient temperature	°C	38
Comp. cooling at ambient temp.	32°C	F ₂
	38°C	F ₂

Design

Displacement	cm ³	2 x 15.28
Oil quantity	cm ³	1220
Maximum refrigerant charge	g	2200
Free gas vol. in compressor	cm ³	2920
Weight without electrical equipment	kg	28.0

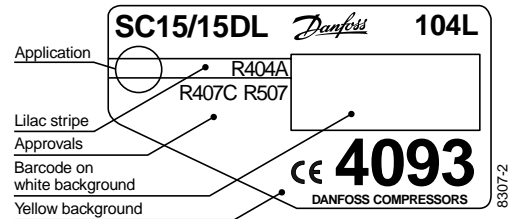
Motor

Motor size	watt	2 x 550
LRA (rated after 4 sec. UL984) HST*	A	21.8
Cut-in current HST*	A	21.8
Resistance, main and start winding (25°C)	Ω	3.5/12.1
Approvals		EN 60 335-2-34

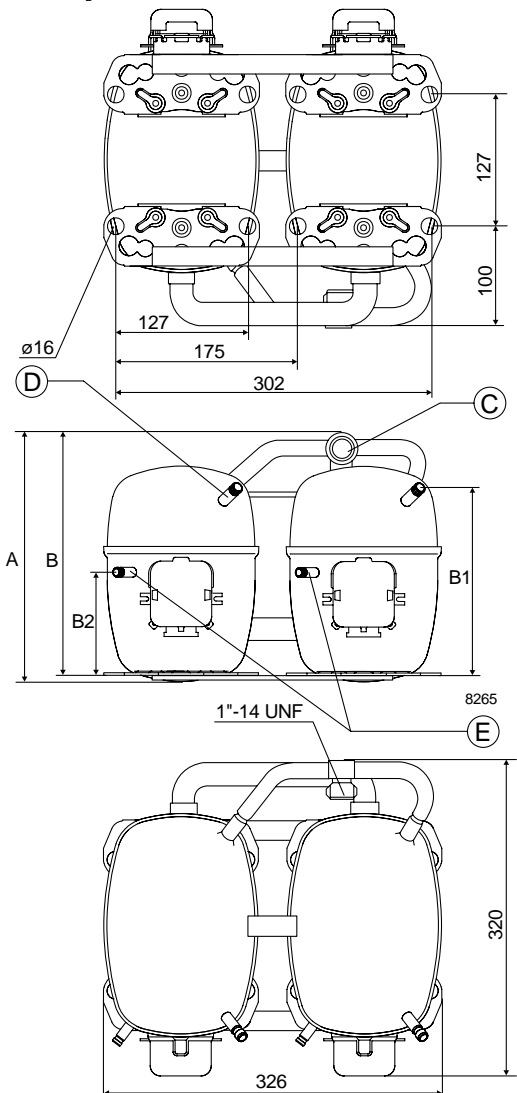
* Operational current for the second compressor time-delayed.

Dimensions

Height	mm	A	259
		B	254
		B1	193
		B2	110
Suction connector			
Service valve	location/I.D. mm	C	16
Solder connector	location/I.D. mm	C	16
Process connector	location/I.D. mm	D	6.2 ±0.09
Discharge connector	location/I.D. mm	E	6.2 ±0.09
Compressors on a pallet	pcs.		18



- S = Static cooling normally sufficient
- O = Oil cooling
- F₁ = Fan cooling 1.5 m/s
(compressor compartment temperature equal to ambient temperature)
- F₂ = Fan cooling 3.0 m/s necessary



Capacity (EN 12900/CECOMAF)

watt

Comp. °C	-15	-10	-5	0	5	7.2	10	15
SC15/15DL	1554	2022	2586	3257	4047	4434	4966	6027

Capacity (ASHRAE)

watt

Comp. °C	-15	-10	-5	0	5	7.2	10	15
SC15/15DL	1665	2168	2774	3495	4345	4763	5336	6482

Power consumption

watt

Comp. °C	-15	-10	-5	0	5	7.2	10	15
SC15/15DL	1069	1180	1281	1372	1452	1484	1521	1579

Current consumption

A

Comp. °C	-15	-10	-5	0	5	7.2	10	15
SC15/15DL	5.68	6.17	6.60	6.99	7.34	7.47	7.63	7.88

COP (EN 12900/CECOMAF)

W/W

Comp. °C	-15	-10	-5	0	5	7.2	10	15
SC15/15DL	1.45	1.71	2.02	2.37	2.79	2.99	3.26	3.82

COP (ASHRAE)

W/W

Comp. °C	-15	-10	-5	0	5	7.2	10	15
SC15/15DL	1.56	1.84	2.17	2.55	2.99	3.21	3.51	4.10

Test conditions

Condensing temperature

Ambient and suction gas temp.

Liquid temperature

Fan cooling F_{21} , 220V 50Hz

EN 12900/CECOMAF

45°C

32°C

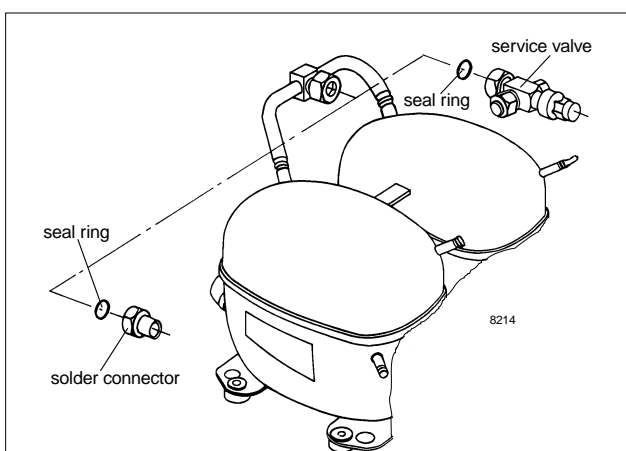
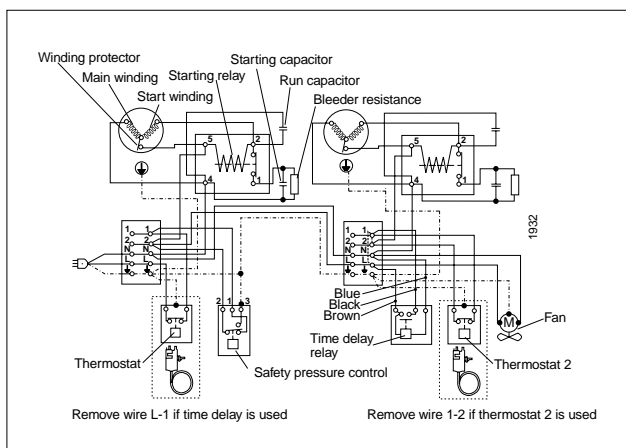
no subcooling

ASHRAE

45°C

32°C

32°C



Accessories

Devices	pcs.	SC15/15DL
Starting device	2	117-7028 (470 mm cable length) 117-7029 (550 mm cable length) 117-7032 (650 mm cable length)
Cover	2	103N2009
Cord relief	2	103N1004
Time-delay relay	1	117N0001
Check valve (to be used with time-delay relay)	2	020-1014
Service valve	1	118-7351 (16 mm)
Solder connector (alternative)	1	118-7405 (16 mm)
Seal ring for service valve and solder connector	1	118-3638
Mounting accessories	2	118-1917 118-1918