

SLV15CNK.2

Variable Speed Drive Compressor

R290

220-240V 50/60Hz

- with 105N46xx Series Controllers



General

Code number (without electronic unit)	104H8541
Electronic unit	105N46xx series controller
Approvals	EN 60335-2-34, CCC
Compressors on pallet	80

Application

Application	Hz	LBP	
		50	60
Frequency	Hz	50	60
Evaporating temperature	°C	-40 to -10	-40 to -10
Voltage range	V	180 - 254	180 - 254
Max. condensing temperature continuous (short)	°C	55 (65)	55 (65)
Max. winding temperature continuous (short)	°C	125 (135)	125 (135)

Cooling requirements

Frequency	Hz	50			60		
		LBP	MBP	HBP	LBP	MBP	HBP
32°C		F ₂	-	-	F ₂	-	-
38°C		F ₂	-	-	F ₂	-	-
43°C		F ₂	-	-	F ₂	-	-

Remarks on application: LST only, airflow on compressor and electronic unit: 3m/s

Features

Speed range	rpm	2000 - 4000
Thermostat		- integrated - electronic
Protections		- current - speed - temperature
Remarks:		

Motor

Motor type		permanent magnet
LRA (rated after 4 sec. UL984),	A	electronic cut off
Maximum current	A	5.6
Resistance, all 3 windings (25°C)	Ω	7.7

Design

Displacement	cm ³	15.28
Oil quantity (type)	cm ³	600 (polyolester)
Maximum refrigerant charge	g	150
Free gas volume in compressor	cm ³	1510
Weight - Compressor/Electronic unit	kg	12.0/1.4

Dimensions

Height	mm	A	199
		B	193
		B1	173
		B2	90
Suction connector	location/I.D. mm angle	C	10.2 37°
	material seal		Cu-plated steel Al cap
Process connector	location/I.D. mm angle	D	6.2 37°
	material seal		Cu-plated steel Al cap
Discharge connector	location/I.D. mm angle	E	6.2 37°
	material seal		Cu-plated steel Al cap
Oil cooler connector	location/I.D. mm angle	F	-
	material seal		-
Connector tolerance	I.D. mm		±0.09
Remarks:			

Application **SLV15CNK.2**

Lilac stripe **R290**

Barcode on white background

Yellow background

Country of origin or manufacturer

Approvals

Only with SLV controller

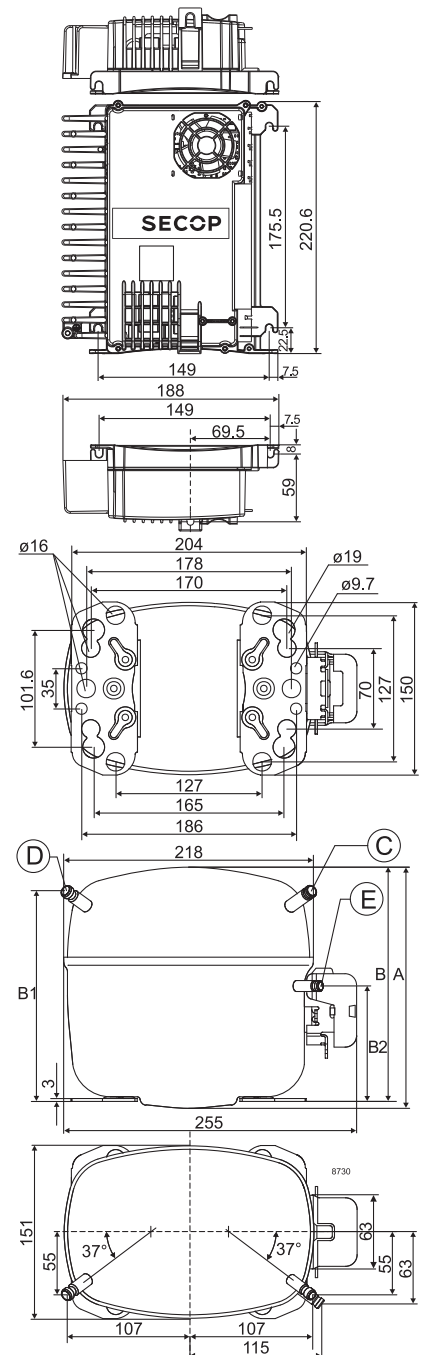
serial number **104L 8541**

CE

Made by Secop

Formerly Danfoss Compressors

- S = Static cooling normally sufficient
- O = Oil cooling
- F₁ = Fan cooling 1.5 m/s (compressor compartment temp. equal to ambient temperature)
- F₂ = Fan cooling 3.0 m/s necessary sufficient
- SG = Suction gas cooling normally sufficient
- = not applicable in this area



2,000 rpm EN 12900 Household (CECOMAF)* 220V, 50Hz, fan cooling F₂

Evap. temp. in °C	-45	-40	-35	-30	-25	-23.3	-20	-15	-10	-6.7	-5	0	5	7.2	10	15	20
Capacity in W		175	236	311	402	437	510	638	786								
Power cons. in W		192	229	266	303	315	338	372	402								
Current cons. in A		1.01	1.19	1.37	1.54	1.60	1.70	1.86	2.01								
COP in W/W		0.91	1.03	1.17	1.33	1.39	1.51	1.72	1.96								

2,500 rpm EN 12900 Household (CECOMAF)* 220V, 50Hz, fan cooling F₂

Evap. temp. in °C	-45	-40	-35	-30	-25	-23.3	-20	-15	-10	-6.7	-5	0	5	7.2	10	15	20
Capacity in W		218	297	393	509	553	645	805	990								
Power cons. in W		242	284	327	371	385	414	455	493								
Current cons. in A		1.18	1.39	1.60	1.80	1.87	2.01	2.22	2.42								
COP in W/W		0.90	1.05	1.20	1.37	1.43	1.56	1.77	2.01								

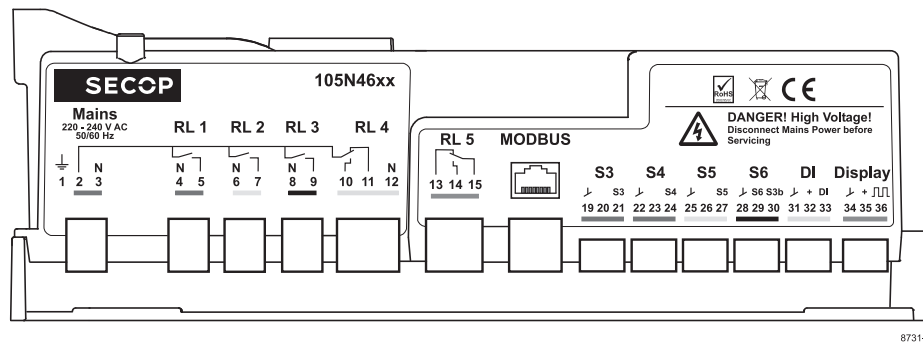
3,000 rpm EN 12900 Household (CECOMAF)* 220V, 50Hz, fan cooling F₂

Evap. temp. in °C	-45	-40	-35	-30	-25	-23.3	-20	-15	-10	-6.7	-5	0	5	7.2	10	15	20
Capacity in W		258	353	467	602	652	759	941	1151								
Power cons. in W		271	331	388	441	458	489	533	571								
Current cons. in A		1.34	1.57	1.80	2.03	2.11	2.26	2.50	2.73								
COP in W/W		0.95	1.07	1.21	1.37	1.43	1.55	1.77	2.02								

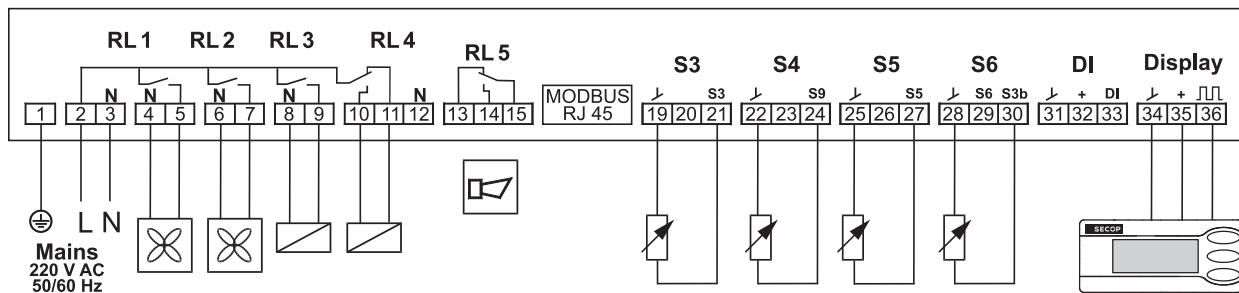
4,000 rpm EN 12900 Household (CECOMAF)* 220V, 50Hz, fan cooling F₂

Evap. temp. in °C	-45	-40	-35	-30	-25	-23.3	-20	-15	-10	-6.7	-5	0	5	7.2	10	15	20
Capacity in W		325	460	615	792	858	996	1228	1494								
Power cons. in W		355	436	512	583	607	650	713	771								
Current cons. in A		1.68	2.02	2.36	2.68	2.78	2.99	3.28	3.56								
COP in W/W		0.92	1.06	1.20	1.36	1.42	1.53	1.72	1.94								

Terminal Area 10546xx Series Controller



- Mains red
- RL 1 blue
- RL 2 yellow
- RL 3 black
- RL 4 grey
- RL 5 green
- S3 red
- S4 blue
- S5 yellow
- S6 black
- DI grey
- Display green



Accessories for	SLV15CNK.2	Code number
Cover		103N2009
Cord relief		103N1004

Mounting accessories		Code number
Bolt joint for one compressor	Ø: 16 mm	118-1917
Bolt joint in quantities	Ø: 16 mm	118-1918
Snap-on in quantities	Ø: 16 mm	118-1919

Test conditions	EN 12900/CECOMAF*
Condensing temperature	45°C
Ambient temperature	32°C
Suction gas temperature	32°C
Liquid temperature	no subcooling

Danfoss can accept no responsibility for possible errors in catalogues, brochures and other printed material. Danfoss reserves the right to alter its products without notice. This also applies to products already on order provided that such alterations can be made without consequential changes being necessary in specifications already agreed. All trademarks in this material are property of the respective companies. Danfoss and the Danfoss logotype are trademarks of Danfoss A/S. All rights reserved.