

# FF7.5GK Universal Compressor R134a 115V 60Hz



## General

Code number	103G5780
Approvals	UL984
Compressors on pallet	80

## Application

Application	LBP/HBP			
	Hz	50	60	
Frequency	Hz	50	60	
Evaporating temperature	°F	-	-22 to 50	
Voltage range	V	-	103 - 127	
Max. condensing temperature continuous (short)	°F	-	140 (158)	
Max. winding temperature continuous (short)	°F	-	257 (275)	

## Cooling requirements

Frequency	Hz	50			60		
		LBP	MBP	HBP	LBP	MBP	HBP
90°F		-	-	-	F <sub>1</sub>	F <sub>1</sub>	F <sub>1</sub>
100°F		-	-	-	F <sub>1</sub>	F <sub>1</sub>	F <sub>1</sub>
110°F		-	-	-	F <sub>1</sub>	F <sub>1</sub>	F <sub>1</sub>
Remarks on application:							

## Motor

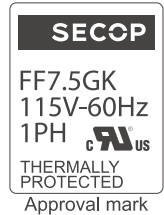
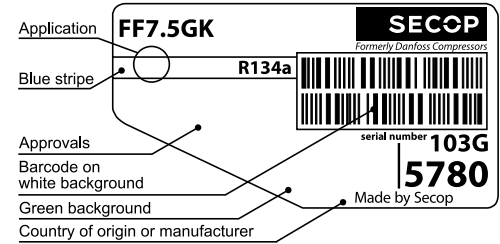
Motor type	RSIR		
LRA (rated after 4 sec. UL984), HST   LST	A	25.0	-
Cut in Current, HST   LST	A	25.0	-
Resistance, main   start winding (77°F)	Ω	2.2	8.3

## Design

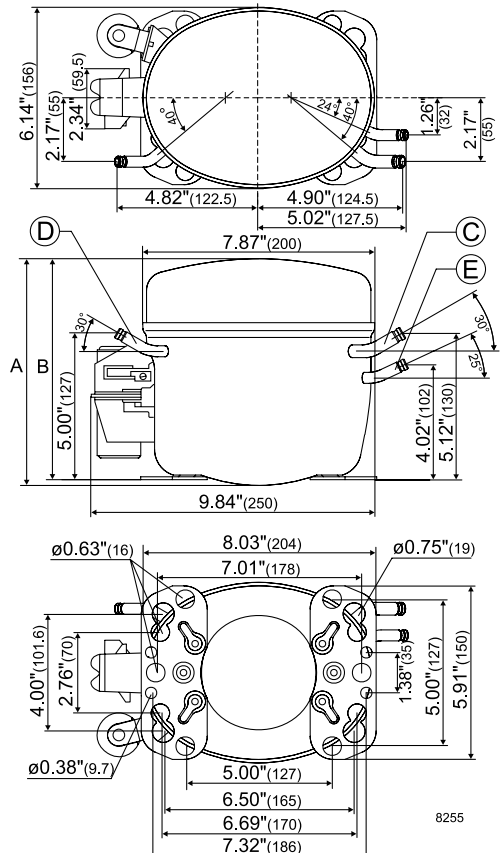
Displacement	cu.in	0.42
Oil quantity (type)	fl.oz.	13.5 (polyolester)
Maximum refrigerant charge	oz.	32.0
Free gas volume in compressor	fl.oz.	47.3
Weight without electrical equipment	lbs.	23.3

## Dimensions

Height	inch	A	7.72
		B	7.52
		B1	-
		B2	-
Suction connector	location, I.D. in.   angle	C	0.320-0.327   30°
	material   comment		Cu-plated steel   Al cap
Process connector	location, I.D. in.   angle	D	0.252-0.259   30°
	material   comment		Cu-plated steel   Al cap
Discharge connector	location, I.D. in.   angle	E	0.252-0.259   25°
	material   comment		Cu-plated steel   Al cap
Oil cooler connector	location, I.D. in.   angle	F	-
	material   comment		-
Remarks:			



- S = Static cooling normally sufficient
- O = Oil cooling
- F<sub>1</sub> = Fan cooling 1.5 m/s (compressor compartment temperature equal to ambient temperature)
- F<sub>2</sub> = Fan cooling 3.0 m/s necessary
- SG = Suction gas cooling normally sufficient
- = not applicable in this area



**ASHRAE LBP**

115V, 60Hz, fan cooling F<sub>1</sub>

Evap. temp. in °F	-49	-40	-30	-20	-13	-10	0	10	14	20	30	32	40	45	50	59	68
Capacity in BTU/h				328	452	516	777	1111	1258	1518	2000	2100	2556	2863	3189		
Power cons. in W				115	138	148	182	216	230	250	286	294	322	340	359		
Current cons. in A				1.90	2.02	2.07	2.28	2.51	2.61	2.76	3.03	3.10	3.32	3.47	3.62		
EER in BTU/Wh				2.86	3.28	3.49	4.27	5.15	5.46	6.06	7.00	7.16	7.94	8.41	8.88		

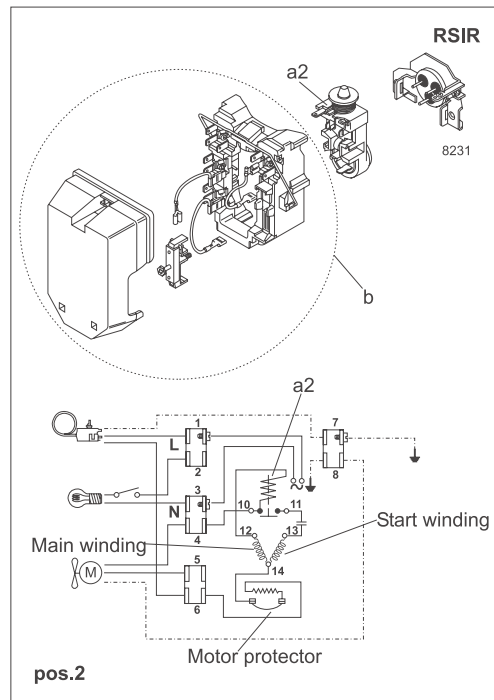
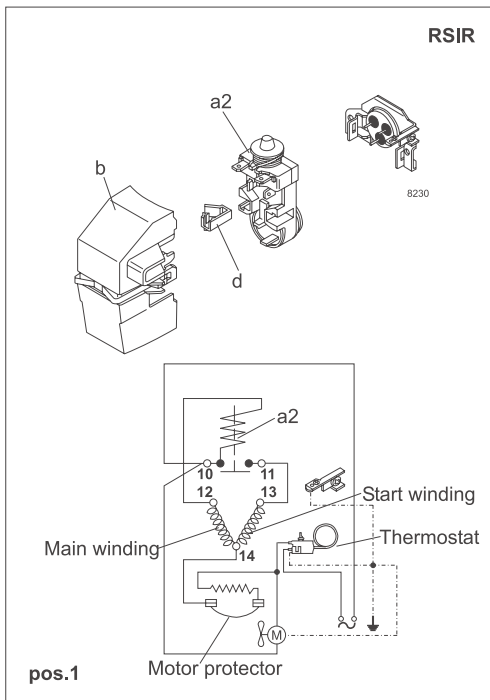
**ASHRAE HBP**

115V, 60Hz, fan cooling F<sub>1</sub>

Evap. temp. in °F	-49	-40	-30	-20	-13	-10	0	10	14	20	30	32	40	45	50	59	68
Capacity in BTU/h				291	401	458	689	984	1128	1344	1769	1872	2259	2529	2816		
Power cons. in W				115	138	148	182	216	229	250	286	292	322	340	359		
Current cons. in A				1.90	2.02	2.07	2.28	2.51	2.61	2.76	3.03	3.09	3.32	3.47	3.62		
EER in BTU/Wh				2.54	2.91	3.09	3.79	4.56	4.91	5.37	6.19	6.41	7.02	7.43	7.84		

**EN 12900 Household (CECOMAF)** 115V, 60Hz, fan cooling F<sub>1</sub>

Evap. temp. in °F	-49	-40	-30	-20	-13	-10	0	10	14	20	30	32	40	45	50	59	68
Capacity in W				79	108	123	186	265	299	362	477	498	608	681	757		
Power cons. in W				115	138	148	182	216	230	250	286	294	322	340	359		
Current cons. in A				1.90	2.02	2.07	2.28	2.51	2.61	2.76	3.03	3.10	3.32	3.47	3.62		
COP in W/W				0.69	0.78	0.83	1.02	1.23	1.30	1.45	1.67	1.69	1.89	2.00	2.11		



Accessories for	FF7.5GK	Figure	Code number
Starting relay	1/4 in. spade connect.	a2	117U4085
Protector 3/4 in.	Texas Instruments		MRP38JL-6
Cover (standard)		b	117U1021
Cord relief		d	117U0349
		<b>(pos.1)</b>	
Cover (alternative)		b	117U1024
with terminal board		<b>(pos.2)</b>	

Test conditions	ASHRAE LBP	ASHRAE HBP	EN 12900/CECOMAF
Condensing temp.	130°F	130°F	131°F
Ambient temp.	90°F	95°F	90°F
Suction gas temp.	90°F	95°F	90°F
Liquid temperature	90°F	115°F	131°F

Mounting accessories	Code number	
Bolt joint for one comp.	Ø: 5/8 in.	118-1917
Bolt joint in quantities	Ø: 5/8 in.	118-1918
Snap-on in quantities	Ø: 5/8 in.	118-1919

Danfoss can accept no responsibility for possible errors in catalogues, brochures and other printed material. Danfoss reserves the right to alter its products without notice. This also applies to products already on order provided that such alterations can be made without subsequential changes being necessary in specifications already agreed. All trademarks in this material are property of the respective companies. Danfoss and the Danfoss logotype are trademarks of Danfoss A/S. All rights reserved.