

# GS26CLX LBP Compressor R404A/R507 220-240V 60Hz

## General

Code number	107B0505
Approvals	UL984
Compressors on pallet	48

## Application

Application	LBP	
Frequency	Hz	50      60
Evaporating temperature	°C	-45 to -10
Voltage range	V	187 - 254
Max. condensing temperature continuous (short)	°C	50 (60)
Max. winding temperature continuous (short)	°C	125 (135)

## Cooling requirements

Frequency	Hz	50			60		
Application		LBP	MBP	HBP	LBP	MBP	HBP
32°C		-	-	-	F <sub>2</sub>	-	-
38°C		-	-	-	F <sub>2</sub>	-	-
43°C		-	-	-	F <sub>2</sub>	-	-
Remarks on application:							

## Motor

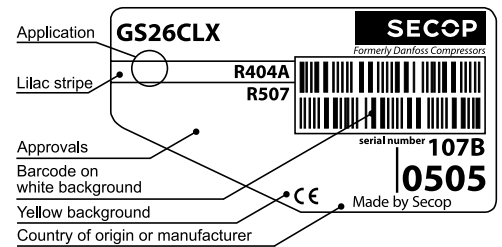
Motor type	CSR		
LRA (rated after 4 sec. UL984), HST   LST	A	45.4	-
Cut in Current, HST   LST	A	45.4	-
Resistance, main   start winding (25°C)	Ω	1.4	5.8

## Design

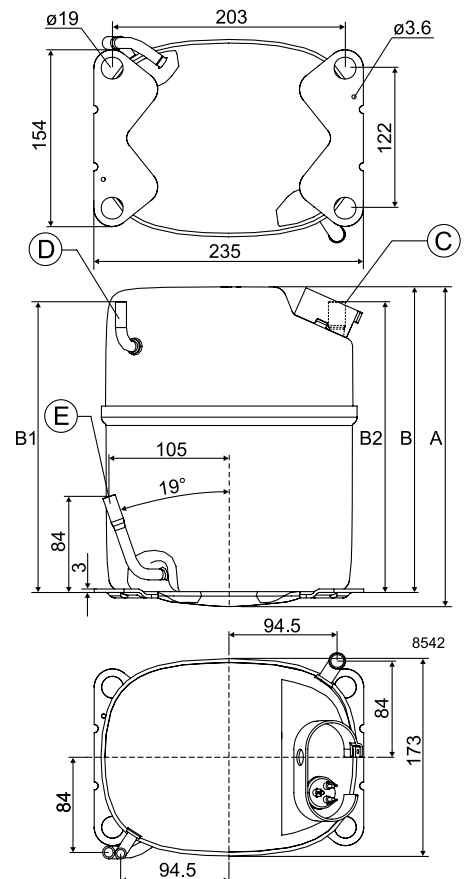
Displacement	cm <sup>3</sup>	26.30
Oil quantity (type)	cm <sup>3</sup>	900 (polyolester)
Maximum refrigerant charge	g	2000
Free gas volume in compressor	cm <sup>3</sup>	3540
Weight without electrical equipment	kg	22.2

## Dimensions

Height	mm	A	279
		B	267
		B1	254
		B2	254
Suction connector	location/I.D. mm   angle	C	12.9   90°
	material   comment		Copper   Rubber plug
Process connector	location/I.D. mm   angle	D	6.5   90°
	material   comment		Copper   Rubber plug
Discharge connector	location/I.D. mm   angle	E	8.2   19°
	material   comment		Copper   Rubber plug
Oil cooler connector	location/I.D. mm   angle	F	-
	material   comment		-
Connector tolerance	I.D. mm		12.9 ±0.05, 8.2 ±0.05, 6.5 ±0.10
Remarks:			



- S = Static cooling normally sufficient
- O = Oil cooling
- F<sub>1</sub> = Fan cooling 1.5 m/s (compressor compartment temperature equal to ambient temperature)
- F<sub>2</sub> = Fan cooling 3.0 m/s necessary
- SG = Suction gas cooling normally sufficient
- = not applicable in this area



**EN 12900**

230V, 60Hz, fan cooling F<sub>2</sub>

Evap. temp. in °C	-45	-40	-35	-30	-25	-23.3	-20	-15	-10	-6.7	-5	0	5	7.2	10	15	20
Capacity in W	383	586	830	1120	1464	1590	1865	2330	2864								
Power cons. in W	533	662	789	917	1048	1094	1190	1344	1516								
Current cons. in A	3.44	3.65	3.91	4.23	4.60	4.74	5.04	5.53	6.07								
COP in W/W	0.72	0.88	1.05	1.22	1.40	1.45	1.57	1.73	1.89								

**ARI 540-99 (LBP1)**

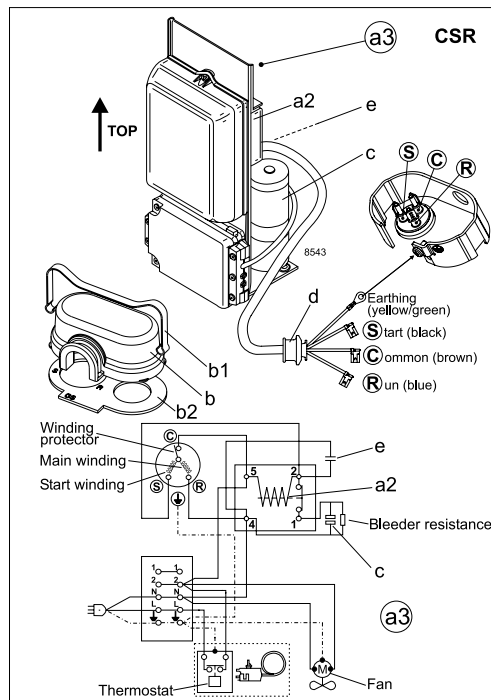
230V, 60Hz, fan cooling F<sub>2</sub>

Evap. temp. in °C	-45	-40	-35	-30	-25	-23.3	-20	-15	-10	-6.7	-5	0	5	7.2	10	15	20
Capacity in W	228	395	592	826	1102	1203	1423	1798	2229								
Power cons. in W	491	646	795	942	1090	1141	1247	1413	1595								
Current cons. in A	3.34	3.60	3.92	4.29	4.73	4.88	5.21	5.76	6.35								
COP in W/W	0.46	0.61	0.74	0.88	1.01	1.05	1.14	1.27	1.40								

**ARI 540-99 (LBP2)**

230V, 60Hz, fan cooling F<sub>2</sub>

Evap. temp. in °C	-45	-40	-35	-30	-25	-23.3	-20	-15	-10	-6.7	-5	0	5	7.2	10	15	20
Capacity in W	357	548	779	1054	1378	1499	1759	2200	2707								
Power cons. in W	531	662	790	919	1052	1098	1193	1348	1522								
Current cons. in A	1.82	2.26	2.72	3.18	3.66	3.83	4.16	4.67	5.19								
COP in W/W	0.67	0.83	0.99	1.15	1.31	1.36	1.47	1.63	1.78								



Accessories for GS26CLX (60Hz)	Figure	Code number	Test conditions	EN 12900	ARI 540-99 (LBP1)	ARI 540-99 (LBP2)
Starting device	a3	117-7073	Condensing temperature	40°C	48.9°C	40.6°C
600 mm cable length			Ambient temperature	32°C	35°C	35°C
			Suction gas temperature	20°C	4.4°C	4.4°C
			Liquid temperature	no subcooling	no subcooling	no subcooling
Cover	b	107B9106 *)				
Clamp	b1	107B9104 *)				
Gasket	b2	107B9100 *)				
Starting relay	a2	Components of starting device	<b>Mounting accessories</b>			
Start. capacitor	c		Code number			
Run capacitor	e		Bolt joint for one comp. 107B9150			
*) Remarks: Cover, clamp, gasket parts of compressor			Bolt joint in quantities -			
			Snap-on in quantities -			

Danfoss can accept no responsibility for possible errors in catalogues, brochures and other printed material. Danfoss reserves the right to alter its products without notice. This also applies to products already on order provided that such alterations can be made without consequential changes being necessary in specifications already agreed. All trademarks in this material are property of the respective companies. Danfoss and the Danfoss logotype are trademarks of Danfoss A/S. All rights reserved.