

# GS34MLX MBP Compressor R404A/R507 220-240V 50Hz

## General

Code number	107B0504
Approvals	EN 60335-2-34
Compressors on pallet	48

## Application

Application	MBP		
Frequency	Hz	50	60
Evaporating temperature	°C	-20 to 7.2	-
Voltage range	V	198 - 254	-
Max. condensing temperature continuous (short)	°C	50 (60)	-
Max. winding temperature continuous (short)	°C	125 (135)	-

## Cooling requirements

Frequency	Hz	50			60		
Application		LBP	MBP	HBP	LBP	MBP	HBP
32°C		-	F <sub>2</sub>	-	-	-	-
38°C		-	F <sub>2</sub>	-	-	-	-
43°C		-	F <sub>2</sub>	-	-	-	-
Remarks on application:							

## Motor

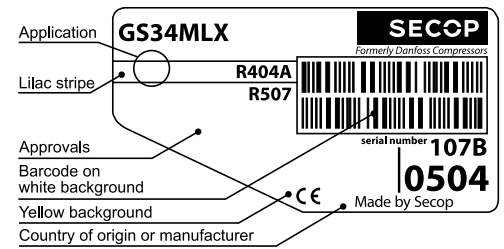
Motor type	CSR		
LRA (rated after 4 sec. UL984), HST   LST	A	45.7	-
Cut in Current, HST   LST	A	45.7	-
Resistance, main   start winding (25°C)	Ω	1.4	5.8

## Design

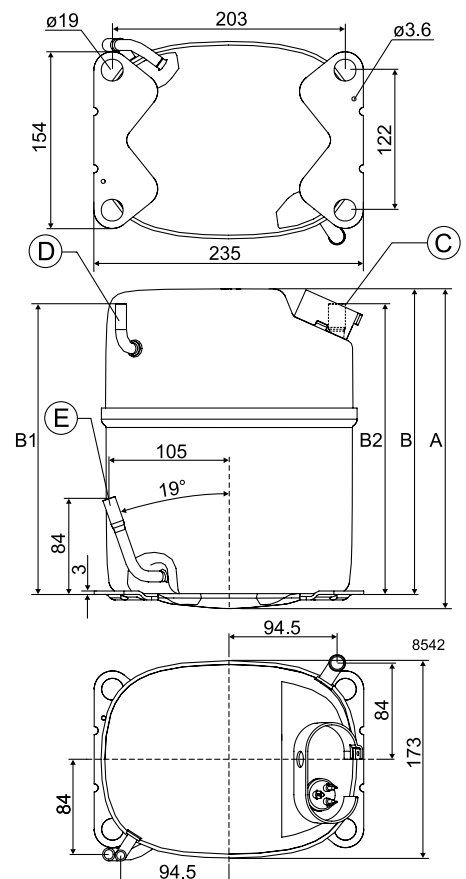
Displacement	cm <sup>3</sup>	33.80
Oil quantity (type)	cm <sup>3</sup>	900 (polyolester)
Maximum refrigerant charge	g	2000
Free gas volume in compressor	cm <sup>3</sup>	3540
Weight without electrical equipment	kg	22.3

## Dimensions

Height	mm	A	279
		B	267
		B1	254
		B2	254
Suction connector	location/I.D. mm   angle	C	16.1   90°
	material   comment		Copper   Rubber plug
Process connector	location/I.D. mm   angle	D	6.5   90°
	material   comment		Copper   Rubber plug
Discharge connector	location/I.D. mm   angle	E	9.7   19°
	material   comment		Copper   Rubber plug
Oil cooler connector	location/I.D. mm   angle	F	-
	material   comment		-
Connector tolerance	I.D. mm		16.1±0.15, 9.7 ±0.1, 6.5 ±0.10
Remarks:			



- S = Static cooling normally sufficient
- O = Oil cooling
- F<sub>1</sub> = Fan cooling 1.5 m/s (compressor compartment temperature equal to ambient temperature)
- F<sub>2</sub> = Fan cooling 3.0 m/s necessary
- SG = Suction gas cooling normally sufficient
- = not applicable in this area



**EN 12900**

220V, 50Hz, fan cooling F<sub>2</sub>

Evap. temp. in °C	-45	-40	-35	-30	-25	-23.3	-20	-15	-10	-6.7	-5	0	5	7.2	10	15	20
Capacity in W							1929	2408	2953	3358	3575	4283	5088	5476			
Power cons. in W							1417	1571	1725	1831	1885	2053	2235	2319			
Current cons. in A							8.13	8.68	9.28	9.72	9.95	10.67	11.45	11.82			
COP in W/W							1.36	1.53	1.71	1.83	1.90	2.09	2.28	2.36			

**ARI 540-99 (MBP)**

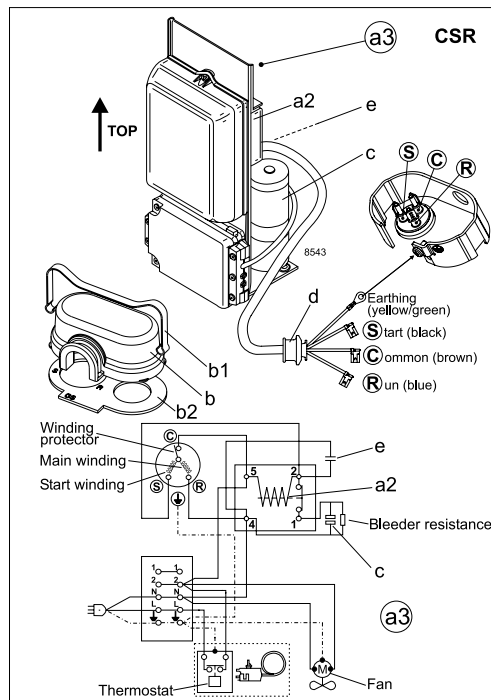
220V, 50Hz, fan cooling F<sub>2</sub>

Evap. temp. in °C	-45	-40	-35	-30	-25	-23.3	-20	-15	-10	-6.7	-5	0	5	7.2	10	15	20
Capacity in W							1657	2077	2553	2906	3094	3711					
Power cons. in W							1441	1607	1772	1883	1940	2116					
Current cons. in A							8.22	8.81	9.46	9.92	10.16	10.92					
COP in W/W							1.15	1.29	1.44	1.54	1.59	1.75					

**ARI 540-99 (HBP)**

220V, 50Hz, fan cooling F<sub>2</sub>

Evap. temp. in °C	-45	-40	-35	-30	-25	-23.3	-20	-15	-10	-6.7	-5	0	5	7.2	10	15	20
Capacity in W							1519	1911	2353	2680	2855	3427	1.55	4399			
Power cons. in W							1476	1660	1841	1963	2024	2213	2412	2505			
Current cons. in A							8.37	9.01	9.71	10.21	10.47	11.29	12.17	12.58			
COP in W/W							1.03	1.15	1.28	1.37	1.41	1.55	1.69	1.76			



Accessories for GS34MLX	Figure	Code number	Test conditions	EN 12900	ARI 540-99 (MBP)	ARI 540-99 (HBP)								
Starting device 600 mm cable length	a3	117-7056	Condensing temperature	45°C	48.9°C	54.4°C								
			Ambient temperature	32°C	35°C	35°C								
			Suction gas temperature	20°C	4.4°C	18.3°C								
			Liquid temperature	no subcooling	no subcooling	no subcooling								
Cover	b	107B9101 *)	<table border="1"> <thead> <tr> <th>Mounting accessories</th> <th>Code number</th> </tr> </thead> <tbody> <tr> <td>Bolt joint for one comp.</td> <td>107B9150</td> </tr> <tr> <td>Bolt joint in quantities</td> <td>-</td> </tr> <tr> <td>Snap-on in quantities</td> <td>-</td> </tr> </tbody> </table>				Mounting accessories	Code number	Bolt joint for one comp.	107B9150	Bolt joint in quantities	-	Snap-on in quantities	-
Mounting accessories	Code number													
Bolt joint for one comp.	107B9150													
Bolt joint in quantities	-													
Snap-on in quantities	-													
Clamp	b1	107B9104 *)												
Gasket	b2	107B9100 *)												
Starting relay	a2	Components of starting device												
Start. capacitor	c													
Run capacitor	e													

\*) Remarks: Cover, clamp, gasket parts of compressor

Danfoss can accept no responsibility for possible errors in catalogues, brochures and other printed material. Danfoss reserves the right to alter its products without notice. This also applies to products already on order provided that such alterations can be made without consequential changes being necessary in specifications already agreed. All trademarks in this material are property of the respective companies. Danfoss and the Danfoss logotype are trademarks of Danfoss A/S. All rights reserved.