

NF11FX.2 Standard Compressor R134a 115-127V 60Hz



General

Code number	105G5916
Approvals	UL984
Compressors on pallet	80

Application

Application	LBP/MBP			
	Hz	50	60	
Frequency	Hz	50	60	
Evaporating temperature	°F	-	0 to 45	
Voltage range	V	-	95 - 135	
Max. condensing temperature continuous (short)	°F	-	140 (158)	
Max. winding temperature continuous (short)	°F	-	257 (275)	

Cooling requirements

Frequency	Hz	50			60		
		LBP	MBP	HBP	LBP	MBP	HBP
90°F		-	-	-	-	F ₂	-
100°F		-	-	-	-	F ₂	-
110°F		-	-	-	-	F ₂	-

Remarks on application: Below 10°F only for 115V 60Hz nominal.

Motor


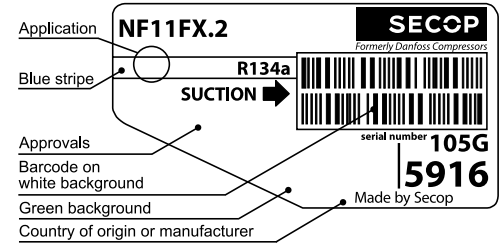
Motor type	CSIR		
LRA (rated after 4 sec. UL984), HST LST	A	40.0	-
Cut in Current, HST LST	A	40.0	-
Resistance, main start winding (77°F)	Ω	1.0	2.9

Design

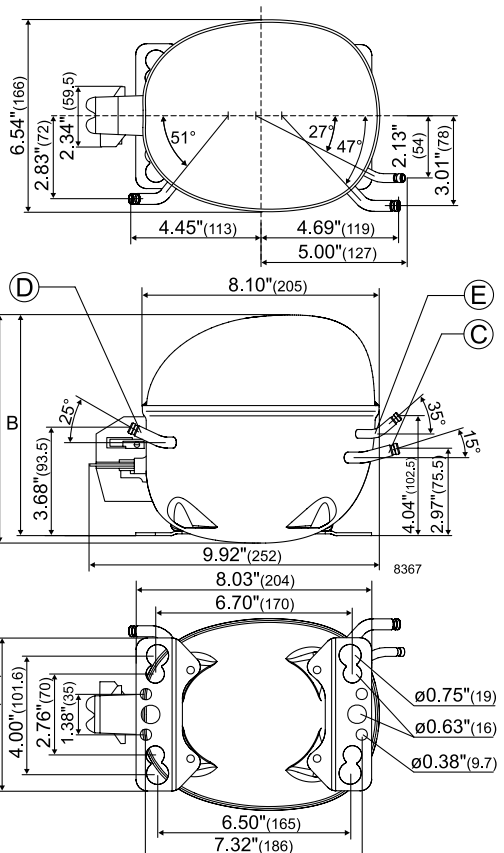
Displacement	cu.in	0.68
Oil quantity (type)	fl.oz.	10.8 (polyolester)
Maximum refrigerant charge	oz.	14.0
Free gas volume in compressor	fl.oz.	79.7
Weight without electrical equipment	lbs.	22.0

Dimensions

Height	inch	A	8.00
		B	7.76
		B1	-
		B2	-
Suction connector	location, I.D. in. angle	C	0.320-0.327 15°
		material comment	Cu-plated steel Al cap
Process connector	location, I.D. in. angle	D	0.252-0.259 25°
		material comment	Cu-plated steel Al cap
Discharge connector	location, I.D. in. angle	E	0.252-0.259 35°
		material comment	Cu-plated steel Al cap
Oil cooler connector	location, I.D. in. angle	F	-
		material comment	-
Remarks:			



- S = Static cooling normally sufficient
- O = Oil cooling
- F₁ = Fan cooling 1.5 m/s (compressor compartment temperature equal to ambient temperature)
- F₂ = Fan cooling 3.0 m/s necessary
- SG = Suction gas cooling normally sufficient
- = not applicable in this area



ASHRAE LBP

115V, 60Hz, fan cooling F₂

Evap. temp. in °F	-49	-40	-30	-20	-13	-10	0	10	14	20	30	40	41	45	50	59	68
Capacity in BTU/h							1771	2351	2613	3042	3856	4805	4908	5335			
Power cons. in W							360	412	433	465	521	581	588	614			
Current cons. in A							5.42	5.71	5.83	6.03	6.39	6.79	6.83	7.00			
EER in BTU/Wh							4.92	5.71	6.03	6.54	7.40	8.27	8.35	8.69			

ASHRAE MBP

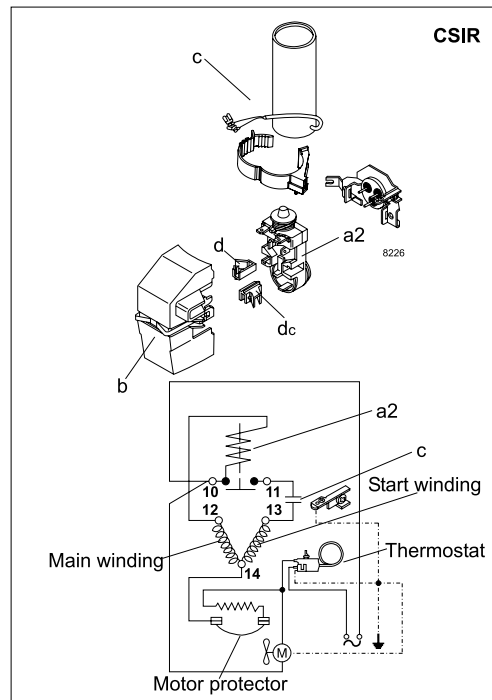
115V, 60Hz, fan cooling F₂

Evap. temp. in °F	-49	-40	-30	-20	-13	-10	0	10	14	20	30	40	41	45	50	59	68
Capacity in BTU/h							1573	2088	2320	2700	3421	4259	4350	4726			
Power cons. in W							360	412	433	465	521	581	588	614			
Current cons. in A							5.42	5.71	5.83	6.03	6.39	6.79	6.83	7.00			
EER in BTU/Wh							4.37	5.07	5.36	5.80	6.57	7.33	7.40	7.70			

EN 12900 Household (CECOMAF)

115V, 60Hz, fan cooling F₂

Evap. temp. in °F	-49	-40	-30	-20	-13	-10	0	10	14	20	30	40	41	45	50	59	68
Capacity in W							419	556	618	720	912	1136	1160	1260			
Power cons. in W							360	413	434	467	523	584	590	617			
Current cons. in A							5.42	5.72	5.84	6.04	6.41	6.81	6.85	7.02			
COP in W/W							1.16	1.35	1.42	1.54	1.74	1.94	1.96	2.04			



Accessories for	NF11FX.2	Figure	Code number
Starting relay	1/4 in. spade connect.	a2	117U4151
Protector 3/4 in.	Texas Instruments		MRT16ADK-6
Start. capacitor 410 µF	1/4 in. spade connect.	c	117U5028
Cover		b	117U1021
Cord relief		d	117U0349
Cord relief for capacitor		dc	117U0349

Test conditions	ASHRAE LBP	ASHRAE MBP	EN 12900/CECOMAF
Condensing temp.	130°F	130°F	131°F
Ambient temp.	90°F	95°F	90°F
Suction gas temp.	90°F	95°F	90°F
Liquid temperature	90°F	115°F	no subcooling

Mounting accessories	Code number
Bolt joint for one comp. Ø: 5/8 in.	118-1917
Bolt joint in quantities Ø: 5/8 in.	118-1918
Snap-on in quantities Ø: 5/8 in.	118-1919

Danfoss can accept no responsibility for possible errors in catalogues, brochures and other printed material. Danfoss reserves the right to alter its products without notice. This also applies to products already on order provided that such alterations can be made without subsequential changes being necessary in specifications already agreed. All trademarks in this material are property of the respective companies. Danfoss and the Danfoss logotype are trademarks of Danfoss A/S. All rights reserved.