

NF6FK Standard Compressor R134a 115-127V 60Hz



General

Code number	105G5628
Approvals	UL984
Compressors on pallet	80

Application

Application	LBP/MBP			
	Hz	50	60	
Frequency	Hz	50	60	
Evaporating temperature	°F	-	-31 to 45	
Voltage range	V	-	95 - 135	
Max. condensing temperature continuous (short)	°F	-	140 (158)	
Max. winding temperature continuous (short)	°F	-	257 (275)	

Cooling requirements

Frequency	Hz	50			60		
		LBP	MBP	HBP	LBP	MBP	HBP
90°F		-	-	-	S	S	-
100°F		-	-	-	S	S	-
110°F		-	-	-	F ₁	F ₁	-

Remarks on application: In capillary tube systems where non-equalized pressures may occur at compressor start, or in areas with short power supply drop-outs, a starting capacitor can be used for ensuring a successful start (CSIR).

Motor


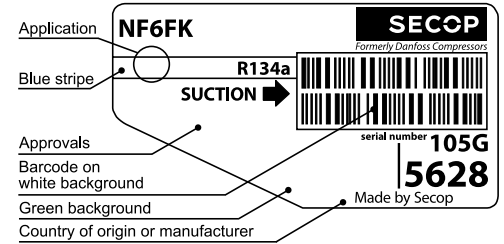
Motor type	RSIR/CSIR		
LRA (rated after 4 sec. UL984), HST LST	A	-	29.4
Cut in Current, HST LST	A	-	29.4
Resistance, main start winding (77°F)	Ω	2.0	9.1

Design

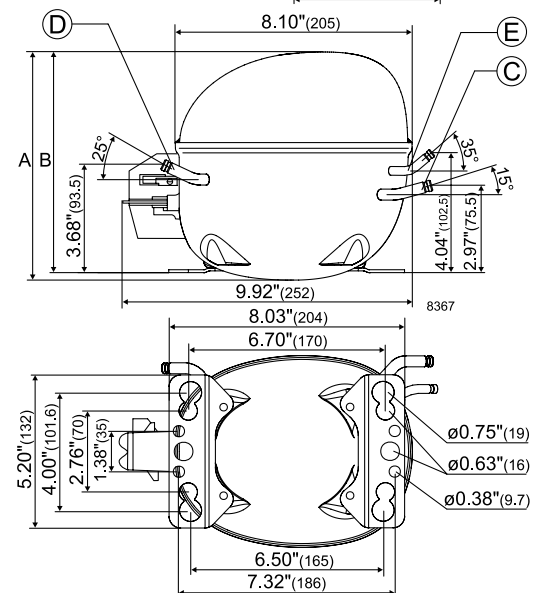
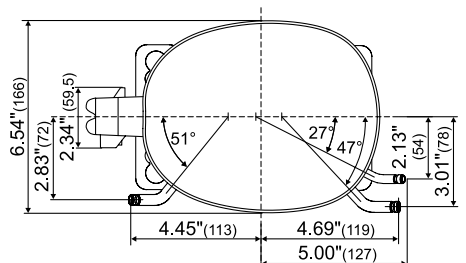
Displacement	cu.in	0.37
Oil quantity (type)	fl.oz.	10.8 (polyolester)
Maximum refrigerant charge	oz.	14.0
Free gas volume in compressor	fl.oz.	79.7
Weight without electrical equipment	lbs.	23.0

Dimensions

Height	inch	A	7.72
		B	7.52
		B1	-
		B2	-
Suction connector	location, I.D. in. angle	C	0.320-0.327 15°
		material comment	Cu-plated steel Rubber plug
Process connector	location, I.D. in. angle	D	0.252-0.259 25°
		material comment	Cu-plated steel Rubber plug
Discharge connector	location, I.D. in. angle	E	0.252-0.259 35°
		material comment	Cu-plated steel Rubber plug
Oil cooler connector	location, I.D. in. angle	F	-
		material comment	-
Remarks:			



- S = Static cooling normally sufficient
- O = Oil cooling
- F₁ = Fan cooling 1.5 m/s (compressor compartment temperature equal to ambient temperature)
- F₂ = Fan cooling 3.0 m/s necessary
- SG = Suction gas cooling normally sufficient
- = not applicable in this area



ASHRAE LBP

115V, 60Hz, fan cooling F₁

Evap. temp. in °F	-49	-40	-30	-20	-13	-10	0	10	14	20	30	32	40	45	50	59	68
Capacity in BTU/h			286	462	602	668	912	1206	1344	1560	1982	2081	2484	2768			
Power cons. in W			100	138	162	172	204	232	243	259	285	290	310	323			
Current cons. in A			2.33	2.49	2.60	2.65	2.82	3.00	3.08	3.19	3.39	3.43	3.59	3.69			
EER in BTU/Wh			2.87	3.35	3.71	3.87	4.48	5.19	5.53	6.01	6.95	7.17	8.00	8.57			

ASHRAE MBP

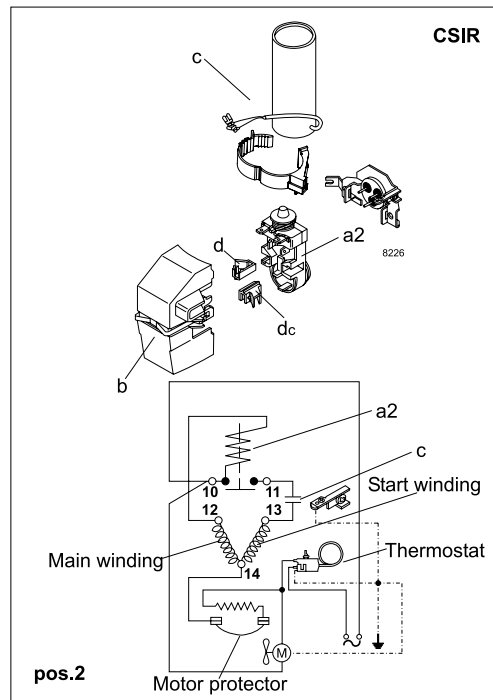
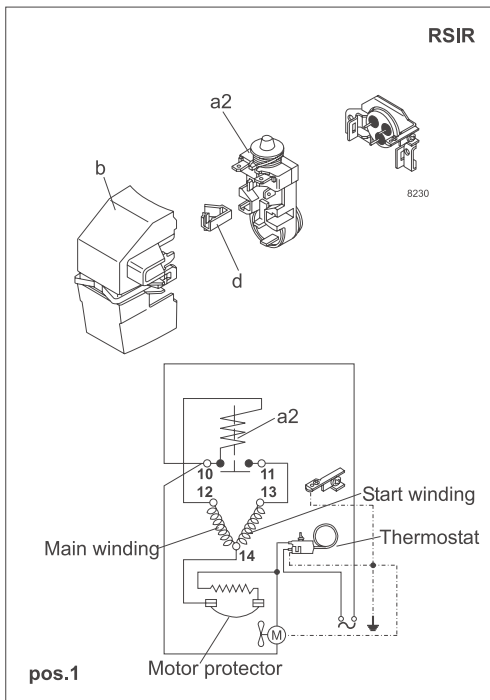
115V, 60Hz, fan cooling F₁

Evap. temp. in °F	-49	-40	-30	-20	-13	-10	0	10	14	20	30	32	40	45	50	59	68
Capacity in BTU/h			254	411	535	593	811	1071	1194	1384	1758	1849	2202	2452			
Power cons. in W			100	138	162	172	204	232	243	259	285	290	310	323			
Current cons. in A			2.33	2.49	2.60	2.65	2.82	3.00	3.08	3.19	3.39	3.43	3.59	3.69			
EER in BTU/Wh			2.55	2.98	3.30	3.44	3.98	4.61	4.91	5.34	6.16	6.38	7.09	7.59			

EN 12900 Household (CECOMAF)

115V, 60Hz, fan cooling F₁

Evap. temp. in °F	-49	-40	-30	-20	-13	-10	0	10	14	20	30	32	40	45	50	59	68
Capacity in W			67	109	143	158	216	286	317	369	468	490	586	653			
Power cons. in W			100	138	162	172	204	232	244	259	285	291	310	323			
Current cons. in A			2.33	2.49	2.60	2.65	2.82	3.00	3.08	3.19	3.39	3.44	3.59	3.69			
COP in W/W			0.68	0.79	0.88	0.92	1.06	1.23	1.30	1.42	1.64	1.68	1.88	2.01			



Accessories for	NF6FK	Figure	Code number
Starting relay	1/4 in. spade connect.	a2	117U4131
Protector 3/4 in.	Texas Instruments	(pos.1)	MRT30AEZ-6
Starting relay	1/4 in. spade connect.	a2	117U4132
Protector 3/4 in.	Texas Instruments	(pos.2)	MRT30AEZ-6
Start. capacitor 320 µF	1/4 in. spade connect.	c	117U5022
Cord relief for capacitor		dc	117U0349
Cord relief		d	117U0349
Cover		b	117U1021

Test conditions	ASHRAE LBP	ASHRAE MBP	EN 12900/CECOMAF
Condensing temp.	130°F	130°F	131°F
Ambient temp.	90°F	95°F	90°F
Suction gas temp.	90°F	95°F	90°F
Liquid temperature	90°F	115°F	131°F

Mounting accessories		Code number
Bolt joint for one comp.	Ø: 5/8 in.	118-1917
Bolt joint in quantities	Ø: 5/8 in.	118-1918
Snap-on in quantities	Ø: 5/8 in.	118-1919

Danfoss can accept no responsibility for possible errors in catalogues, brochures and other printed material. Danfoss reserves the right to alter its products without notice. This also applies to products already on order provided that such alterations can be made without consequential changes being necessary in specifications already agreed. All trademarks in this material are property of the respective companies. Danfoss and the Danfoss logotype are trademarks of Danfoss A/S. All rights reserved.