

# NF7.3FX.2 Standard Compressor R134a 115-127V 60Hz



## General

Code number	105G5722
Approvals	UL984
Compressors on pallet	80

## Application

Application	LBP/MBP			
	Hz	50	60	
Frequency	Hz	50	60	
Evaporating temperature	°F	-	-31 to 45	
Voltage range	V	-	95 - 135	
Max. condensing temperature continuous (short)	°F	-	140 (158)	
Max. winding temperature continuous (short)	°F	-	257 (275)	

## Cooling requirements

Frequency	Hz	50			60		
		LBP	MBP	HBP	LBP	MBP	HBP
90°F		-	-	-	F <sub>1</sub>	F <sub>1</sub>	-
100°F		-	-	-	F <sub>1</sub>	F <sub>1</sub>	-
110°F		-	-	-	F <sub>1</sub>	F <sub>1</sub>	-
Remarks on application:							

## Motor

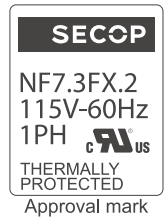
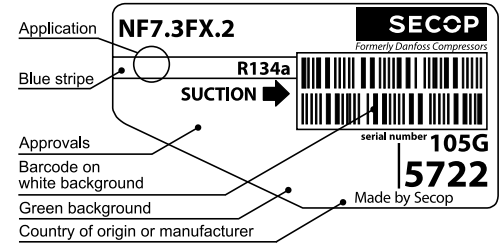
Motor type	CSIR		
LRA (rated after 4 sec. UL984), HST   LST	A	28.0	-
Cut in Current, HST   LST	A	28.0	-
Resistance, main   start winding (77°F)	Ω	1.9	6.6

## Design

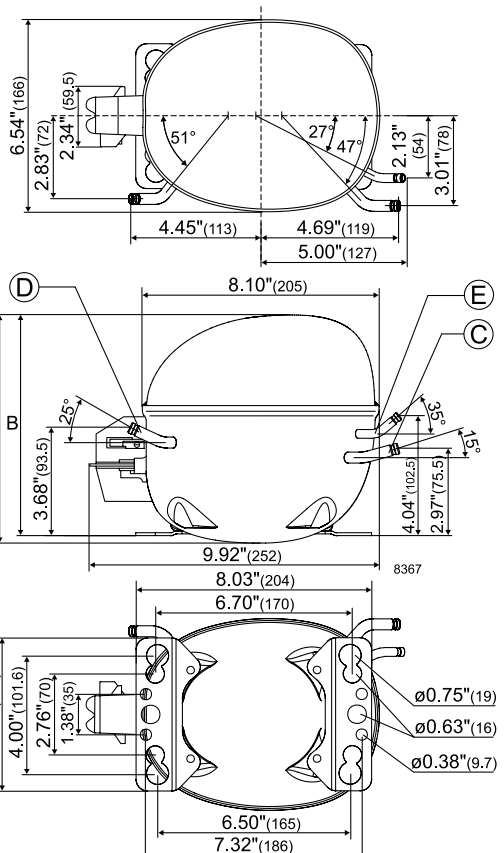
Displacement	cu.in	0.44
Oil quantity (type)	fl.oz.	10.8 (polyolester)
Maximum refrigerant charge	oz.	14.0
Free gas volume in compressor	fl.oz.	79.7
Weight without electrical equipment	lbs.	22.0

## Dimensions

Height	inch	A	7.76
		B	7.52
		B1	-
		B2	-
Suction connector	location, I.D. in.   angle	C	0.320-0.327   15°
		material   comment	Copper   Rubber plug
Process connector	location, I.D. in.   angle	D	0.252-0.259   25°
		material   comment	Copper   Rubber plug
Discharge connector	location, I.D. in.   angle	E	0.252-0.259   35°
		material   comment	Copper   Rubber plug
Oil cooler connector	location, I.D. in.   angle	F	-
	material   comment		-
Remarks:			



- S = Static cooling normally sufficient
- O = Oil cooling
- F<sub>1</sub> = Fan cooling 1.5 m/s (compressor compartment temperature equal to ambient temperature)
- F<sub>2</sub> = Fan cooling 3.0 m/s necessary
- SG = Suction gas cooling normally sufficient
- = not applicable in this area



**ASHRAE LBP**

115V, 60Hz, fan cooling F<sub>1</sub>

Evap. temp. in °F	-49	-40	-30	-20	-13	-10	0	10	14	20	30	40	41	45	50	59	68
Capacity in BTU/h			406	623	805	892	1222	1619	1799	2092	2650	3300	3370	3662			
Power cons. in W			156	192	216	226	258	290	303	322	356	392	396	412			
Current cons. in A			3.32	3.43	3.53	3.57	3.73	3.91	3.99	4.11	4.34	4.59	4.61	4.72			
EER in BTU/Wh			2.61	3.24	3.73	3.95	4.73	5.59	5.95	6.50	7.45	8.41	8.51	8.89			

**ASHRAE MBP**

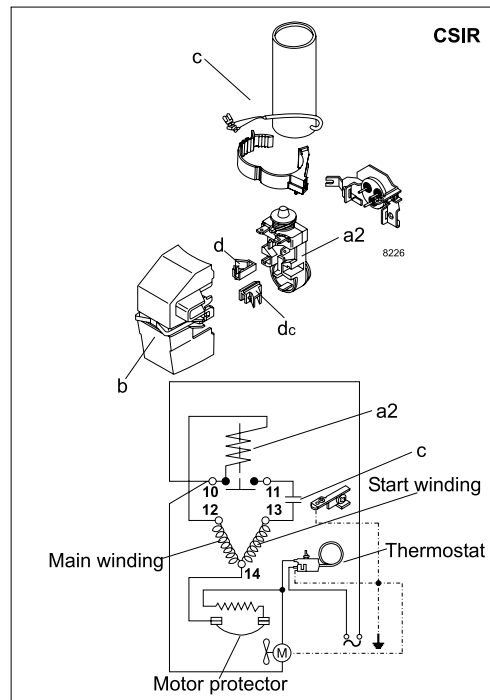
115V, 60Hz, fan cooling F<sub>1</sub>

Evap. temp. in °F	-49	-40	-30	-20	-13	-10	0	10	14	20	30	40	41	45	50	59	68
Capacity in BTU/h			361	554	716	793	1085	1438	1597	1857	2351	2925	2987	3244			
Power cons. in W			156	192	216	226	258	290	303	322	356	392	396	412			
Current cons. in A			3.32	3.43	3.53	3.57	3.73	3.91	3.99	4.11	4.34	4.59	4.61	4.72			
EER in BTU/Wh			2.32	2.88	3.31	3.51	4.20	4.96	5.28	5.77	6.61	7.46	7.54	7.88			

**EN 12900 Household (CECOMAF)**

115V, 60Hz, fan cooling F<sub>1</sub>

Evap. temp. in °F	-49	-40	-30	-20	-13	-10	0	10	14	20	30	40	41	45	50	59	68
Capacity in W			96	147	190	211	289	383	426	495	627	780	796	865			
Power cons. in W			155	192	216	226	258	290	303	323	357	394	398	414			
Current cons. in A			3.32	3.43	3.53	3.57	3.73	3.92	4.00	4.12	4.35	4.60	4.62	4.73			
COP in W/W			0.62	0.77	0.88	0.93	1.12	1.32	1.40	1.53	1.75	1.98	2.00	2.09			



Accessories for	NF7.3FX.2	Figure	Code number
Starting relay	1/4 in. spade connect.	a2	117U4061
Protector 3/4 in.	Texas Instruments		MRP30AEN
Start. capacitor 280 µF	1/4 in. spade connect.	c	117U5025
Cover		b	117U1021
Cord relief		d	117U0349
Cord relief for capacitor		dc	117U0349

Test conditions	ASHRAE LBP	ASHRAE MBP	EN 12900/CECOMAF
Condensing temp.	130°F	130°F	131°F
Ambient temp.	90°F	95°F	90°F
Suction gas temp.	90°F	95°F	90°F
Liquid temperature	90°F	115°F	no subcooling

Mounting accessories		Code number
Bolt joint for one comp.	Ø: 5/8 in.	118-1917
Bolt joint in quantities	Ø: 5/8 in.	118-1918
Snap-on in quantities	Ø: 5/8 in.	118-1919

Danfoss can accept no responsibility for possible errors in catalogues, brochures and other printed material. Danfoss reserves the right to alter its products without notice. This also applies to products already on order provided that such alterations can be made without subsequential changes being necessary in specifications already agreed. All trademarks in this material are property of the respective companies. Danfoss and the Danfoss logotype are trademarks of Danfoss A/S. All rights reserved.