

NLE10KK.4

Energy-optimized Compressor

R600a

220-240V 50Hz

General

Code number	105H6867
Approvals	EN 60335-2-34 with Annex AA
Compressors on pallet	80

Application

Application	LBP		
Frequency	Hz	50	60
Evaporating temperature	°C	-35 to -10	-
Voltage range	V	198 - 254	-
Max. condensing temperature continuous (short)	°C	60 (70)	-
Max. winding temperature continuous (short)	°C	125 (135)	-

Cooling requirements

Frequency	Hz	50			60		
Application		LBP	MBP	HBP	LBP	MBP	HBP
32°C		S	-	-	-	-	-
38°C		S	-	-	-	-	-
43°C		S	-	-	-	-	-
Remarks on application:							

Motor

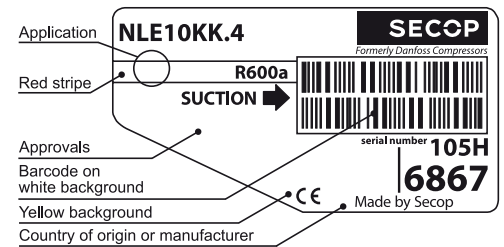
Motor type	RSIR/RSCR		
LRA (rated after 4 sec. UL984), HST LST	A	-	5.0
Cut in Current, HST LST	A	-	9.4
Resistance, main start winding (25°C)	Ω	14.9	17.9

Design

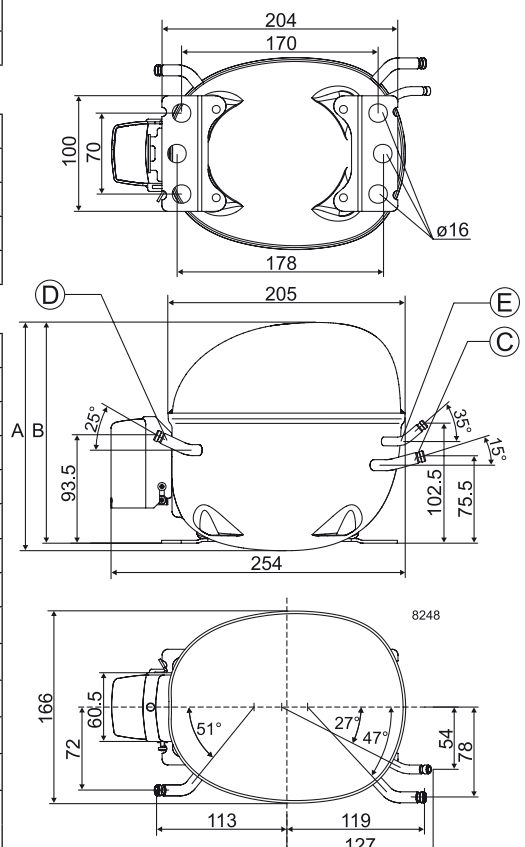
Displacement	cm ³	10.09
Oil quantity (type)	cm ³	270 (mineral)
Maximum refrigerant charge	g	150
Free gas volume in compressor	cm ³	2310
Weight without electrical equipment	kg	10.7

Dimensions

Height	mm	A	190
		B	183
		B1	-
		B2	-
Suction connector	location/I.D. mm angle	C	6.2 15°
	material comment		CU-plated steel Al caps
Process connector	location/I.D. mm angle	D	6.2 25°
	material comment		CU-plated steel Al caps
Discharge connector	location/I.D. mm angle	E	5.0 35°
	material comment		CU-plated steel Al caps
Oil cooler connector	location/I.D. mm angle	F	-
	material comment		-
Connector tolerance	I.D. mm		±0.09, on 5.0 +0.12/+0.20
Remarks:			



- S = Static cooling normally sufficient
- O = Oil cooling
- F₁ = Fan cooling 1.5 m/s (compressor compartment temperature equal to ambient temperature)
- F₂ = Fan cooling 3.0 m/s necessary
- SG = Suction gas cooling normally sufficient
- = not applicable in this area



EN 12900 Household (CECOMAF) 220V, 50Hz, 2 W PTC consumption incl., static cooling

Evap. temp in °C	-45	-40	-35	-30	-25	-23.3	-20	-15	-10	-6.7	-5	0	5	7.2	10	15	20
Capacity in W			73.9	98.3	128	139	164	207	257								
Power cons. in W			81.3	94.3	108	113	123	140	161								
Current cons. in A			0.62	0.65	0.70	0.72	0.76	0.83	0.92								
COP in W/W			0.91	1.04	1.19	1.23	1.33	1.47	1.60								

EN 12900 Household (CECOMAF) 220V, 50Hz, RC 4µF, 2 W PTC consumption incl., static cooling

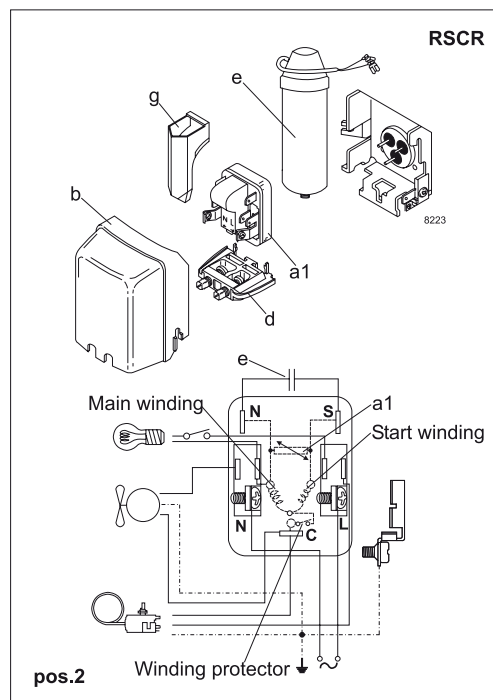
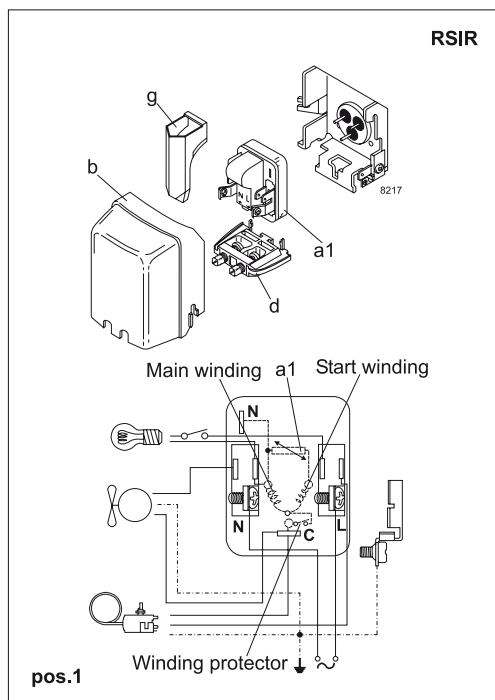
Evap. temp in °C	-45	-40	-35	-30	-25	-23.3	-20	-15	-10	-6.7	-5	0	5	7.2	10	15	20
Capacity in W			73.9	98.3	128	139	164	207	257								
Power cons. in W			78.5	91.0	104	109	118	134	152								
Current cons. in A			0.41	0.47	0.53	0.55	0.60	0.67	0.76								
COP in W/W			0.94	1.08	1.23	1.28	1.39	1.54	1.69								

ASHRAE LBP 220V, 50Hz, 2 W PTC consumption incl., static cooling

Evap. temp in °C	-45	-40	-35	-30	-25	-23.3	-20	-15	-10	-6.7	-5	0	5	7.2	10	15	20
Capacity in W			90.3	120	156	170	200	252	314								
Power cons. in W			81.4	94.3	108	113	123	140	160								
Current cons. in A			0.62	0.65	0.70	0.72	0.76	0.83	0.92								
COP in W/W			1.11	1.27	1.45	1.51	1.63	1.80	1.96								

ASHRAE LBP 220V, 50Hz, RC 4µF, 2 W PTC consumption incl., static cooling

Evap. temp in °C	-45	-40	-35	-30	-25	-23.3	-20	-15	-10	-6.7	-5	0	5	7.2	10	15	20
Capacity in W			90.3	120	156	170	200	252	314								
Power cons. in W			78.7	91.0	104	108	118	134	152								
Current cons. in A			0.41	0.47	0.53	0.55	0.59	0.67	0.76								
COP in W/W			1.15	1.32	1.51	1.57	1.70	1.89	2.07								



Accessories for	NLE10KK.4	Figure	Code number
PTC starting device	6.3 mm spade connectors	a1 (pos.1)	103N0011
	4.8 mm spade connectors		103N0018
PTC starting device	6.3 mm spade connectors	a1 (pos.2)	103N0016
	4.8 mm spade connectors		103N0021
ePTC starting device	4.8 mm spade connectors		103N0050
Cover		b	103N2010
Cord relief		d	103N1010
Run capacitor 4 µF (optional)	6.3 mm spade connectors	e	117-7117
	4.8 mm spade connectors		117-7119
Protection screen for PTC		g	103N0476

Test conditions	EN 12900/ CECOMAF	ASHRAE
Condensing temperature	55°C	54.4°C
Ambient temperature	32°C	32°C
Suction gas temperature	32°C	32°C
Liquid temperature	no subcooling	32°C

Mounting accessories	Code number	
Bolt joint for one comp.	Ø: 16 mm	118-1917
Bolt joint in quantities	Ø: 16 mm	118-1918
Snap-on in quantities	Ø: 16 mm	118-1919

Danfoss can accept no responsibility for possible errors in catalogues, brochures and other printed material. Danfoss reserves the right to alter its products without notice. This also applies to products already on order provided that such alterations can be made without consequential changes being necessary in specifications already agreed. All trademarks in this material are property of the respective companies. Danfoss and the Danfoss logotype are trademarks of Danfoss A/S. All rights reserved.