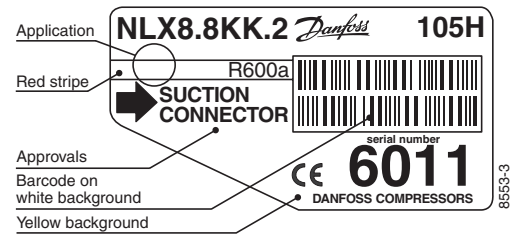


NLX8.8KK.2

High Energy-optimized Compressor

R600a

220-240V 50Hz



General

Code number	105H6011
Approvals	EN 60335-2-34 with Annex AA
Compressors on pallet	80

Application

Application	LBP		
Frequency	Hz	50	60
Evaporating temperature	°C	-35 to -10	-
Voltage range	V	198 - 254	-
Max. condensing temperature continuous (short)	°C	60 (70)	-
Max. winding temperature continuous (short)	°C	95 (135)	-

Cooling requirements

Frequency	Hz	50			60		
Application		LBP	MBP	HBP	LBP	MBP	HBP
32°C		S	-	-	-	-	-
38°C		S	-	-	-	-	-
43°C		S	-	-	-	-	-
Remarks on application:							

- S = Static cooling normally sufficient
- O = Oil cooling
- F₁ = Fan cooling 1.5 m/s (compressor compartment temperature equal to ambient temperature)
- F₂ = Fan cooling 3.0 m/s necessary
- SG = Suction gas cooling normally sufficient
- = not applicable in this area

Motor

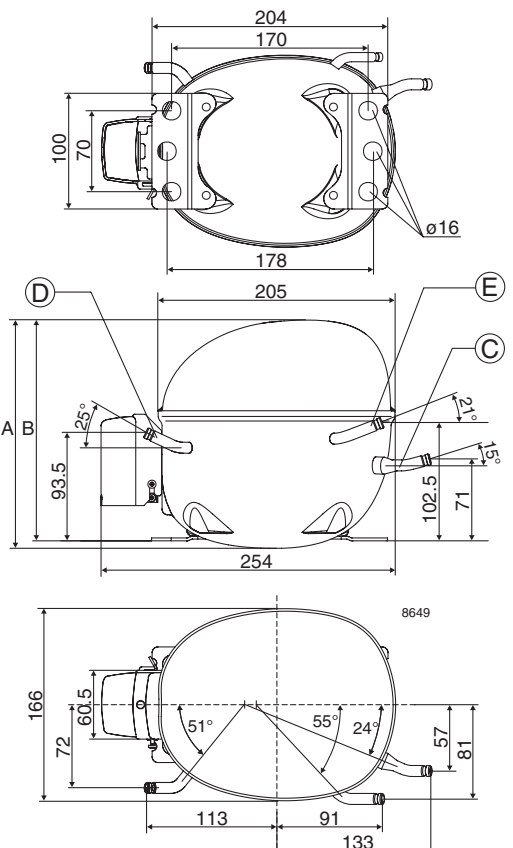
Motor type	RSCR		
LRA (rated after 4 sec. UL984), HST LST	A	-	2.4
Cut in Current, HST LST	A	-	4.6
Resistance, main start winding (25°C)	Ω	26.2	48.7

Design

Displacement	cm ³	8.76
Oil quantity (type)	cm ³	270 (polyolester)
Maximum refrigerant charge	g	150
Free gas volume in compressor	cm ³	2360
Weight without electrical equipment	kg	10.7

Dimensions

Height	mm	A	203
		B	197
		B1	-
		B2	-
Suction connector	location/I.D. mm angle	C	6.2 15°
	material comment		Cu-plated steel Al caps
Process connector	location/I.D. mm angle	D	6.2 25°
	material comment		Cu-plated steel Al caps
Discharge connector	location/I.D. mm angle	E	5.0 21°
	material comment		Cu-plated steel Al caps
Oil cooler connector	location/I.D. mm angle	F	-
	material comment		-
Connector tolerance	I.D. mm		±0.09, on 5.0 +0.12/+0.20
Remarks:			

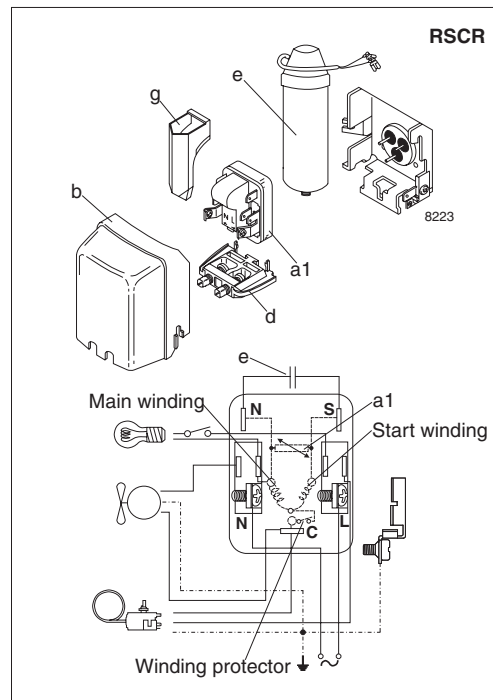


EN 12900 Household (CECOMAF) 220V, 50Hz, RC 2µF, ePTC consumption incl., static cooling (standard PTC: +2 watt power consumption, affects COP)

Evap. temp. in °C	-45	-40	-35	-30	-25	-23.3	-20	-15	-10	-6.7	-5	0	5	7.2	10	15	20
Capacity in W			61.7	85.0	113	124	147	187	234								
Power cons. in W			53.1	64.3	76.0	80.1	88.3	101	115								
Current cons. in A			0.26	0.31	0.37	0.39	0.43	0.49	0.55								
COP in W/W			1.16	1.32	1.49	1.54	1.66	1.84	2.03								

ASHRAE LBP 220V, 50Hz, RC 2µF, ePTC consumption incl., static cooling (standard PTC: +2 watt power consumption, affects COP)

Evap. temp. in °C	-45	-40	-35	-30	-25	-23.3	-20	-15	-10	-6.7	-5	0	5	7.2	10	15	20
Capacity in W			75.8	104	138	151	179	228	286								
Power cons. in W			53.2	64.3	75.9	80.0	88.1	101	115								
Current cons. in A			0.26	0.31	0.37	0.39	0.43	0.49	0.55								
COP in W/W			1.42	1.62	1.82	1.89	2.04	2.26	2.49								



Accessories for	NLX8.8KK.2	Figure	Code number
PTC starting device	6.3 mm spade connectors	a1	103N0016
	4.8 mm spade connectors		103N0021
ePTC starting device	4.8 mm spade connectors		103N0050
Cover		b	103N2010
Cord relief		d	103N1010
Run capacitor 2 µF (compulsory)	6.3 mm spade connectors	e	-
	4.8 mm spade connectors		117-7136
Protection screen for PTC		g	103N0476

Test conditions	EN 12900/CECOMAF	ASHRAE
Condensing temperature	55°C	54.4°C
Ambient temperature	32°C	32°C
Suction gas temperature	32°C	32°C
Liquid temperature	no subcooling	32°C

Mounting accessories	Code number	
Bolt joint for one compressor	Ø: 16 mm	118-1917
Bolt joint in quantities	Ø: 16 mm	118-1918
Snap-on in quantities	Ø: 16 mm	118-1919

Danfoss can accept no responsibility for possible errors in catalogues, brochures and other printed material. Danfoss reserves the right to alter its products without notice. This also applies to products already on order provided that such alterations can be made without subsequential changes being necessary in specifications already agreed. All trademarks in this material are property of the respective companies. Danfoss and the Danfoss logotype are trademarks of Danfoss A/S. All rights reserved.