

NTY9FK High Energy-optimized Compressor R134a 115V 60Hz



General

Code number	105G5921
Approvals	UL984
Compressors on pallet	80

Application

Application	LBP			
Frequency	Hz	50	60	
Evaporating temperature	°F	-	-31 to 14	
Voltage range	V	-	103 - 127	
Max. condensing temperature continuous (short)	°F	-	140 (158)	
Max. winding temperature continuous (short)	°F	-	257 (275)	

Cooling requirements

Frequency	Hz	50			60		
Application		LBP	MBP	HBP	LBP	MBP	HBP
90°F		-	-	-	F ₁	-	-
100°F		-	-	-	F ₁	-	-
110°F		-	-	-	F ₁	-	-

Remarks on application: Below 10°F only for 115V 60Hz nominal.

Motor

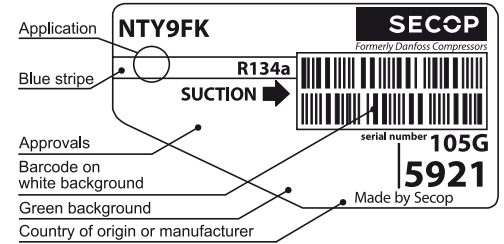
Motor type	RSCR		
LRA (rated after 4 sec. UL984), HST LST	A	-	13.4
Cut in Current, HST LST	A	-	24.2
Resistance, main start winding (77°F)	Ω	2.4	3.2

Design

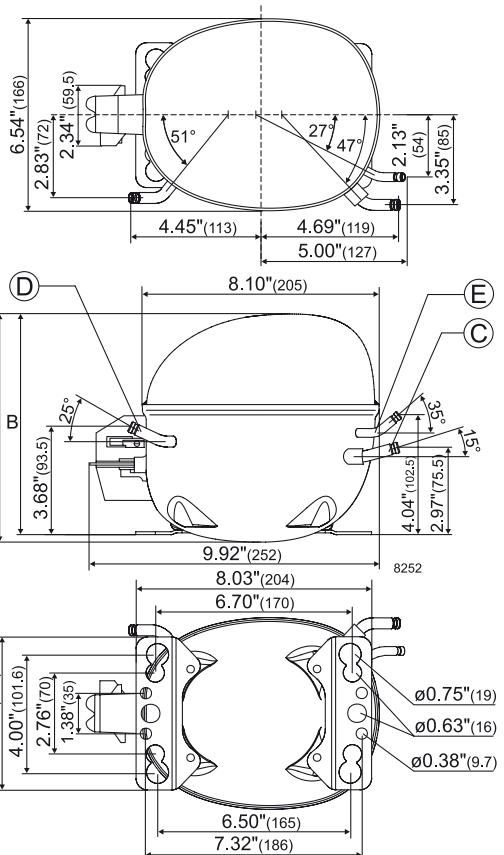
Displacement	cu.in	0.51
Oil quantity (type)	fl.oz.	9.9 (polyolester)
Maximum refrigerant charge	oz.	14.0
Free gas volume in compressor	fl.oz.	79.7
Weight without electrical equipment	lbs.	23.8

Dimensions

Height	inch	A	8.00
		B	7.76
		B1	-
		B2	-
Suction connector	location, I.D. in. angle	C	0.320-0.327 15°
	material comment		Cu-plated steel Rubber plug
Process connector	location, I.D. in. angle	D	0.252-0.259 25°
	material comment		Cu-plated steel Rubber plug
Discharge connector	location, I.D. in. angle	E	0.252-0.259 35°
	material comment		Cu-plated steel Rubber plug
Oil cooler connector	location, I.D. in. angle	F	-
	material comment		-
Remarks:			



- S = Static cooling normally sufficient
- O = Oil cooling
- F₁ = Fan cooling 1.5 m/s (compressor compartment temperature equal to ambient temperature)
- F₂ = Fan cooling 3.0 m/s necessary
- SG = Suction gas cooling normally sufficient
- = not applicable in this area



ASHRAE LBP

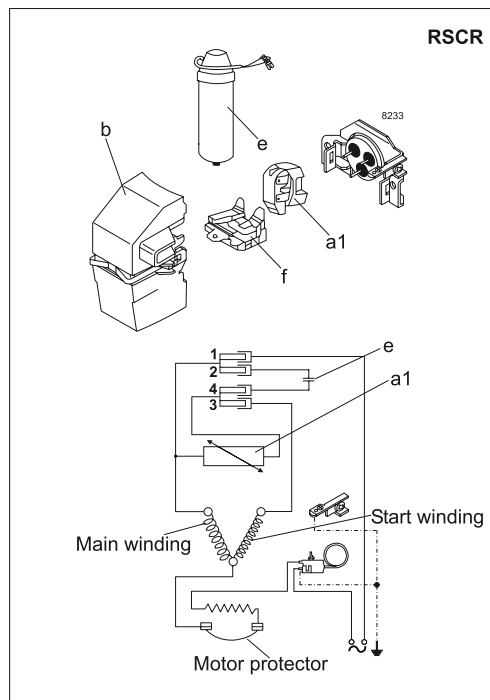
Static cooling, with RC 15µF, 115V 60Hz, PTC consumption incl.

Evap. temp. in °F	-49	-40	-30	-20	-13	-10	0	10	14	20	30	40	41	45	50	59	68
Capacity in BTU/h			557	753	930	1016	1356	1784	1982								
Power cons. in W			135	164	186	196	231	271	290								
Current cons. in A			1.26	1.48	1.67	1.75	2.08	2.45	2.61								
EER in BTU/Wh			4.13	4.59	5.00	5.19	5.87	6.57	6.84								

EN 12900 Household (CECOMAF)

Static cooling, with RC 15µF, 115V 60Hz, PTC consumption incl.

Evap. temp. in °F	-49	-40	-30	-20	-13	-10	0	10	14	20	30	40	41	45	50	59	68
Capacity in W			134	181	223	243	325	427	474								
Power cons. in W			135	164	186	196	231	271	290								
Current cons. in A			1.26	1.48	1.67	1.75	2.08	2.45	2.61								
COP in W/W			0.99	1.10	1.20	1.24	1.41	1.57	1.64								



Accessories for NTY9FK	Figure	Code number	Test conditions	ASHRAE LBP	EN 12900/CECOMAF
PTC starting device (Texas Instruments) with reduced loss of energy	a1	117U6102	Condensing temp.	130°F	131°F
		TI 8EA 4B3	Ambient temp.	90°F	90°F
PTC starting device (Siemens) with reduced loss of energy	a1 (alt.)	117U6106	Suction gas temp.	90°F	90°F
		J506-A120-A320	Liquid temperature	90°F	131°F
Cover	b	117U1026			
Run capacitor 15 µF (compulsory)	e	117-7118			
Protector (Texas Instruments)	f	117U3310			
		TI-4TM789KDBZZ-53			
			Mounting accessories	Code number	
			Bolt joint for one comp.	Ø: 5/8 in.	118-1917
			Bolt joint in quantities	Ø: 5/8 in.	118-1918
			Snap-on in quantities	Ø: 5/8 in.	118-1919

Danfoss can accept no responsibility for possible errors in catalogues, brochures and other printed material. Danfoss reserves the right to alter its products without notice. This also applies to products already on order provided that such alterations can be made without subsequential changes being necessary in specifications already agreed. All trademarks in this material are property of the respective companies. Danfoss and the Danfoss logotype are trademarks of Danfoss A/S. All rights reserved.