

PL35G Universal Compressor R134a 220-240V 50/60Hz

General

Code number	101G0250
Approvals	EN 60335-2-34
Compressors on pallet	150

Application

Application	MBP/HBP			
Frequency	Hz	50	60	
Evaporating temperature	°C	-25 to 15	-25 to 0	
Voltage range	V	198 - 254	198 - 254	
Max. condensing temperature continuous (short)	°C	60 (70)	60 (70)	
Max. winding temperature continuous (short)	°C	125 (135)	125 (135)	

Cooling requirements

Frequency	Hz	50			60		
Application		LBP	MBP	HBP	LBP	MBP	HBP
32°C		-	F ₂	F ₂	-	F ₂	-
38°C		-	F ₂	F ₂	-	F ₂	-
43°C		-	-	-	-	-	-
Remarks on application:							

Motor

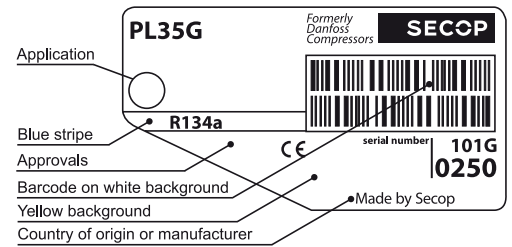
Motor type	RSCR/CSIR		
LRA (rated after 4 sec. UL984), HST LST	A	4.2	2.1
Cut in Current, HST LST	A	4.2	6.6
Resistance, main start winding (25°C)	Ω	38.0	14.0

Design

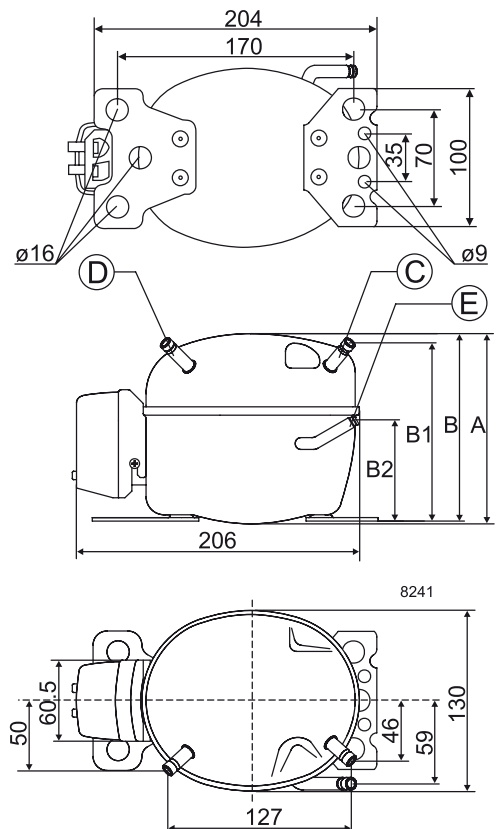
Displacement	cm ³	2.00
Oil quantity (type)	cm ³	150 (polyolester)
Maximum refrigerant charge	g	300
Free gas volume in compressor	cm ³	850
Weight without electrical equipment	kg	4.3

Dimensions

Height	mm	A	137
		B	135
		B1	128
		B2	73
Suction connector	location/I.D. mm angle	C	6.2 41.5°
	material comment	Cu-plated steel Al cap	
Process connector	location/I.D. mm angle	D	6.2 45°
	material comment	Cu-plated steel Al cap	
Discharge connector	location/I.D. mm angle	E	5.0 21°
	material comment	Cu-plated steel Al cap	
Oil cooler connector	location/I.D. mm angle	F	-
	material comment	-	
Connector tolerance	I.D. mm	±0.09, on 5.0 +0.12/+0.20	
Remarks:			



- S = Static cooling normally sufficient
- O = Oil cooling
- F₁ = Fan cooling 1.5 m/s (compressor compartment temperature equal to ambient temperature)
- F₂ = Fan cooling 3.0 m/s necessary
- SG = Suction gas cooling normally sufficient
- = not applicable in this area



EN 12900 Household (CECOMAF) 220V, 50Hz, fan cooling F₂

Evap. temp. in °C	-45	-40	-35	-30	-25	-23.3	-20	-15	-10	-6.7	-5	0	5	7.2	10	15	20
Capacity in W					28.0	31.6	39.3	53.0	69.4	82.0	89.0	112	140	153	172	209	
Power cons. in W					48.0	49.6	53.2	59.5	66.6	72.0	74.3	82.2	90.0	93.4	97.5	104	
Current cons. in A					0.46	0.47	0.48	0.50	0.52	0.53	0.54	0.57	0.59	0.61	0.63	0.66	
COP in W/W					0.58	0.64	0.74	0.89	1.04	1.14	1.20	1.37	1.55	1.64	1.76	2.00	

ASHRAE LBP 220V, 50Hz, fan cooling F₂

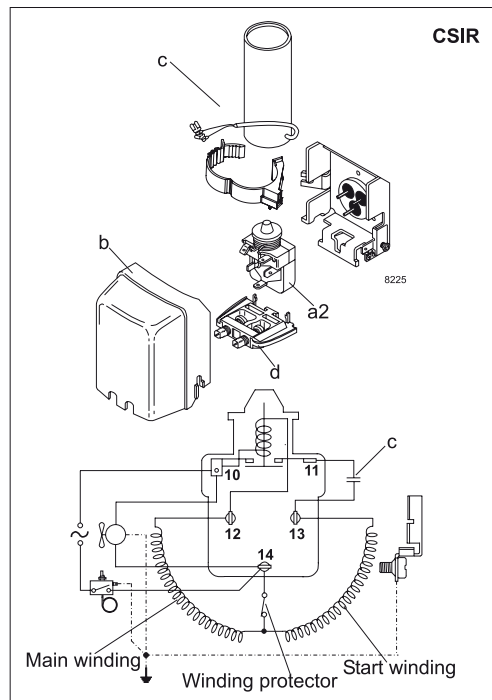
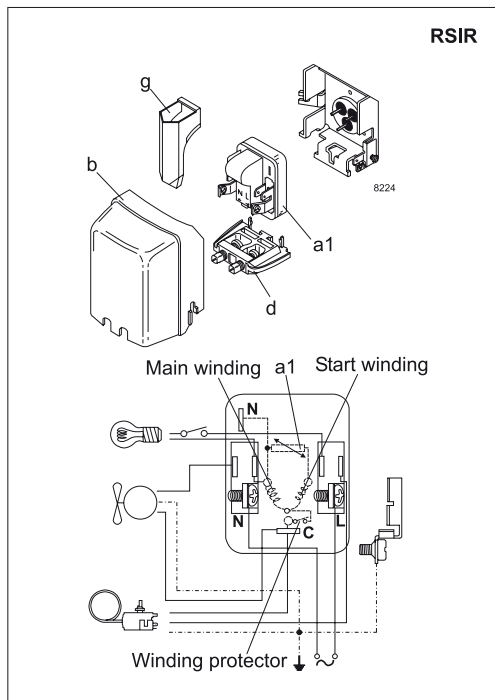
Evap. temp. in °C	-45	-40	-35	-30	-25	-23.3	-20	-15	-10	-6.7	-5	0	5	7.2	10	15	20
Capacity in W					34.5	39.0	48.5	65.4	85.8	102	110	139	173	190	213	260	
Power cons. in W					48.0	49.6	53.2	59.5	66.6	72	74.3	82.2	90.0	93.4	97.5	104	
Current cons. in A					0.46	0.47	0.48	0.50	0.52	0.53	0.54	0.57	0.59	0.61	0.63	0.66	
COP in W/W					0.72	0.79	0.91	1.10	1.29	1.42	1.48	1.69	1.93	2.04	2.19	2.49	

EN 12900 Household (CECOMAF) 220V, 60Hz, fan cooling F₂

Evap. temp. in °C	-45	-40	-35	-30	-25	-23.3	-20	-15	-10	-6.7	-5	0	5	7.2	10	15	20
Capacity in W					34.0	38.5	47.9	63.8	82.3	96.0	104	129					
Power cons. in W					51.5	54.8	61.0	70.2	79.1	88.0	87.8	96.4					
Current cons. in A					0.43	0.43	0.44	0.45	0.47	0.48	0.49	0.51					
COP in W/W					0.66	0.70	0.78	0.91	1.04	1.13	1.18	1.33					

ASHRAE LBP 220V, 60Hz, fan cooling F₂

Evap. temp. in °C	-45	-40	-35	-30	-25	-23.3	-20	-15	-10	-6.7	-5	0	5	7.2	10	15	20
Capacity in W					42.0	47.5	59.1	78.8	102	119	128	159					
Power cons. in W					51.5	54.8	61.0	70.2	79.1	85.0	87.8	96.4					
Current cons. in A					0.43	0.43	0.44	0.45	0.47	0.48	0.49	0.51					
COP in W/W					0.82	0.87	0.97	1.12	1.29	1.41	1.46	1.65					



Accessories for	PL35G	Figure	Code number
PTC starting device	6.3 mm spade connectors	a1	103N0011
	4.8 mm spade connectors		103N0018
Starting relay	6.3 mm spade connectors	a2	117U6021
Start. capacitor 60 µF	6.3 mm spade connectors	c	117U5014
Cover		b	103N0491
Cord relief		d	103N1010
Protection screen PTC		g	103N0476

Test conditions	EN 12900/CECOMAF	ASHRAE
Condensing temperature	55°C	54.4°C
Ambient temperature	32°C	32°C
Suction gas temperature	32°C	32°C
Liquid temperature	no subcooling	32°C

Mounting accessories		Code number
Bolt joint for one comp.	Ø: 16 mm	118-1917
Bolt joint in quantities	Ø: 16 mm	118-1918
Snap-on in quantities	Ø: 16 mm	118-1919

Danfoss can accept no responsibility for possible errors in catalogues, brochures and other printed material. Danfoss reserves the right to alter its products without notice. This also applies to products already on order provided that such alterations can be made without subsequential changes being necessary in specifications already agreed. All trademarks in this material are property of the respective companies. Danfoss and the Danfoss logotype are trademarks of Danfoss A/S. All rights reserved.