

SC10CL LBP/MBP Compressor R404A/R507 115V 60Hz



General

Code number	104L1503
Approvals	UL984
Compressors on pallet	80

Application

Application	LBP/MBP			
	Hz	50	60	
Frequency	Hz	50	60	
Evaporating temperature	°F	-	-40 to 45	
Voltage range	V	-	103 - 127	
Max. condensing temperature continuous (short)	°F	-	131 (140)	
Max. winding temperature continuous (short)	°F	-	257 (275)	

Cooling requirements

Frequency	Hz	50			60		
		LBP	MBP	HBP	LBP	MBP	HBP
90°F		-	-	-	F ₂	F ₂	-
100°F		-	-	-	F ₂	F ₂	-
110°F		-	-	-	F ₂	F ₂	-
Remarks on application:							

Motor


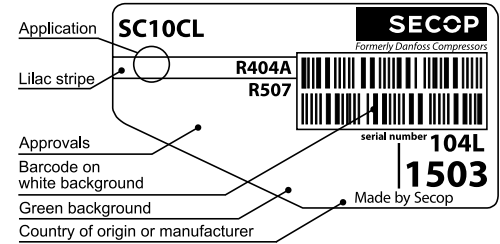
Motor type	CSIR		
LRA (rated after 4 sec. UL984), HST LST	A	41.9	-
Cut in Current, HST LST	A	41.9	-
Resistance, main start winding (77°F)	Ω	1.0	4.3

Design

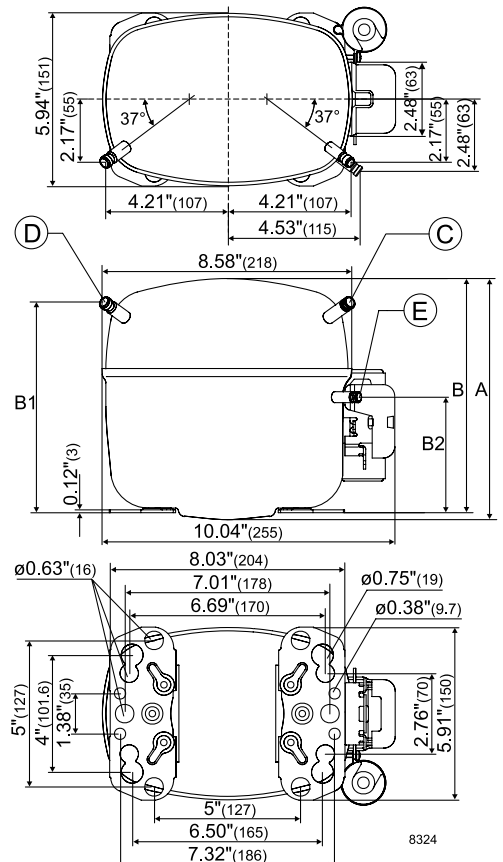
Displacement	cu.in	0.63
Oil quantity (type)	fl.oz.	18.6 (polyolester)
Maximum refrigerant charge	oz.	45.8
Free gas volume in compressor	fl.oz.	51.1
Weight without electrical equipment	lbs.	27.7

Dimensions

Height	inch	A	8.23
		B	8.00
		B1	7.20
		B2	3.93
Suction connector	location, I.D. in. angle	C	0.320-0.327 37°
	material comment		Cu-plated steel Al cap
Process connector	location, I.D. in. angle	D	0.252-0.259 37°
	material comment		Cu-plated steel Al cap
Discharge connector	location, I.D. in. angle	E	0.252-0.259 37°
	material comment		Cu-plated steel Al cap
Oil cooler connector	location, I.D. in. angle	F	-
	material comment		-
Remarks:			



- S = Static cooling normally sufficient
- O = Oil cooling
- F₁ = Fan cooling 1.5 m/s (compressor compartment temperature equal to ambient temperature)
- F₂ = Fan cooling 3.0 m/s necessary
- SG = Suction gas cooling normally sufficient
- = not applicable in this area



ASHRAE LBP

115V, 60Hz, fan cooling F₂

Evap. temp. in °F	-49	-40	-30	-20	-13	-10	0	10	14	20	30	40	41	45	50	59	68
Capacity in BTU/h		122	482	909	1257	1420	2034	2769	3101	3643	4677	5893	6025	6576			
Power cons. in W		145	248	339	398	422	500	573	602	645	719	795	803	835			
Current cons. in A		4.21	4.64	5.10	5.44	5.58	6.09	6.63	6.85	7.19	7.78	8.39	8.45	8.71			
EER in BTU/Wh		0.84	1.95	2.68	3.16	3.36	4.07	4.83	5.15	5.64	6.51	7.41	7.50	7.87			

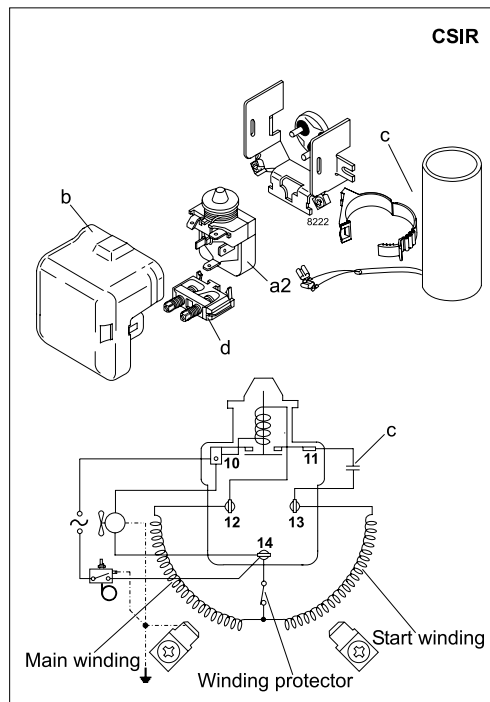
ASHRAE MBP

115V, 60Hz, fan cooling F₂

Evap. temp. in °F	-49	-40	-30	-20	-13	-10	0	10	14	20	30	40	41	45	50	59	68
Capacity in BTU/h		104	412	776	1073	1212	1734	2357	2638	3096	3968	4989	5100	5560			
Power cons. in W		145	248	339	398	422	500	573	602	645	719	795	803	835			
Current cons. in A		4.21	4.64	5.10	5.44	5.58	6.09	6.63	6.85	7.19	7.78	8.39	8.45	8.71			
EER in BTU/Wh		0.71	1.66	2.29	2.69	2.87	3.47	4.11	4.38	4.80	5.52	6.27	6.35	6.66			

EN 12900 Household (CECOMAF)* 115V, 60Hz, fan cooling F₂

Evap. temp. in °F	-49	-40	-30	-20	-13	-10	0	10	14	20	30	40	41	45	50	59	68
Capacity in W		75	184	310	411	458	632	834	924	1070	1342	1655	1688	1827			
Power cons. in W		193	284	364	415	436	502	565	590	628	691	759	766	795			
Current cons. in A		4.45	4.79	5.15	5.42	5.54	5.96	6.40	6.59	6.87	7.36	7.88	7.93	8.15			
COP in W/W		0.39	0.65	0.85	0.99	1.05	1.26	1.48	1.57	1.70	1.94	2.18	2.20	2.30			



Accessories for	SC10CL	Figure	Code number
PTC starting device	1/4 in. spade connect.	-	-
	3/16 in. spade connect.		-
Starting relay	1/4 in. spade connect.	a2	117U6020
Cover		b	103N2008
Start. capacitor 240 µF	1/4 in. spade connect.	c	117U5023
Cord relief		d	103N1004
Protection screen for PTC		-	-

Test conditions	ASHRAE LBP	ASHRAE MBP	EN 12900/CECOMAF*
Condensing temp.	130°F	130°F	130°F
Ambient temperature	90°F	95°F	90°F
Suction gas temp.	90°F	95°F	90°F
Liquid temperature	90°F	115°F	no subcooling

Mounting accessories	Code number
Bolt joint for one comp. Ø: 5/8 in.	118-1917
Bolt joint in quantities Ø: 5/8 in.	118-1918
Snap-on in quantities Ø: 5/8 in.	118-1919

Danfoss can accept no responsibility for possible errors in catalogues, brochures and other printed material. Danfoss reserves the right to alter its products without notice. This also applies to products already on order provided that such alterations can be made without consequential changes being necessary in specifications already agreed. All trademarks in this material are property of the respective companies. Danfoss and the Danfoss logotype are trademarks of Danfoss A/S. All rights reserved.