

SC12CLX.2 LBP Compressor R404A/R507 208-230V 60Hz



General

Code number	104L2699
Approvals	UL984/CSA-C22.2
Compressors on pallet	80

Application

Application	LBP		
Frequency	Hz	50	60
Evaporating temperature	°F	-	-49 to 14
Voltage range	V	-	187 -254
Max. condensing temperature continuous (short)	°F	-	122 (140)
Max. winding temperature continuous (short)	°F	-	257 (275)

Cooling requirements

Frequency	Hz	50			60		
Application		LBP	MBP	HBP	LBP	MBP	HBP
90°F		-	-	-	F ₂	-	-
100°F		-	-	-	F ₂	-	-
110°F		-	-	-	F ₂	-	-
Remarks on application:							

Motor

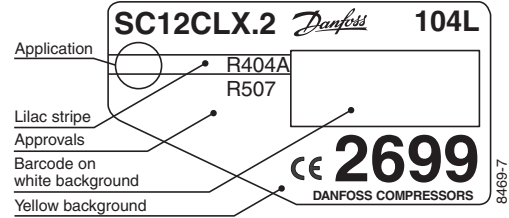
Motor type	CSR		
LRA (rated after 4 sec. UL984), HST LST	A	19.6	-
Cut in Current, HST LST	A	19.6	-
Resistance, main start winding (77°F)	Ω	3.8	13.7

Design

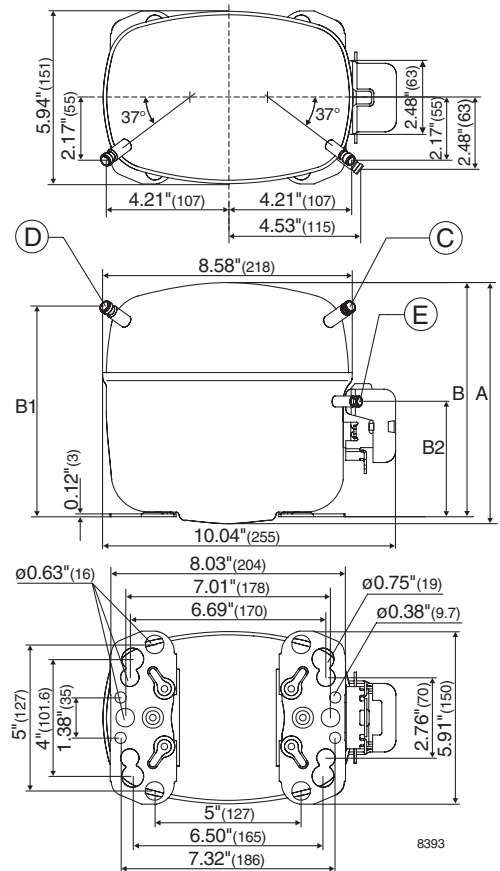
Displacement	cu.in	0.78
Oil quantity (type)	fl.oz.	18.6 (polyolester)
Maximum refrigerant charge	oz.	45.8
Free gas volume in compressor	fl.oz.	51.1
Weight without electrical equipment	lbs.	27.7

Dimensions

Height	inch	A	8.62
		B	8.39
		B1	7.60
		B2	4.33
Suction connector	location, I.D. in. angle	C	0.378-0.385 37°
	material comment		Cu-plated steel Al caps
Process connector	location, I.D. in. angle	D	0.252-0.259 37°
	material comment		Cu-plated steel Al caps
Discharge connector	location, I.D. in. angle	E	0.252-0.259 37°
	material comment		Cu-plated steel Al caps
Oil cooler connector	location, I.D. in. angle	F	-
	material comment		-
Remarks:			



- S = Static cooling normally sufficient
- O = Oil cooling
- F₁ = Fan cooling 1.5 m/s (compressor compartment temperature equal to ambient temperature)
- F₂ = Fan cooling 3.0 m/s necessary
- SG = Suction gas cooling normally sufficient
- = not applicable in this area



ASHRAE LBP

230V, 60Hz, fan cooling F₂

Evap. temp. in °F	-49	-40	-30	-20	-13	-10	0	10	14	20	30	40	41	45	50	59	68
Capacity in BTU/h	281	649	1133	1712	2183	2404	3229	4205	4642								
Power cons. in W	264	334	409	482	534	556	632	711	744								
Current cons. in A	1.57	1.71	1.88	2.08	2.23	2.30	2.54	2.80	2.91								
EER in BTU/Wh	1.06	1.94	2.77	3.55	4.09	4.32	5.11	5.91	6.24								

ASHRAE LBP*

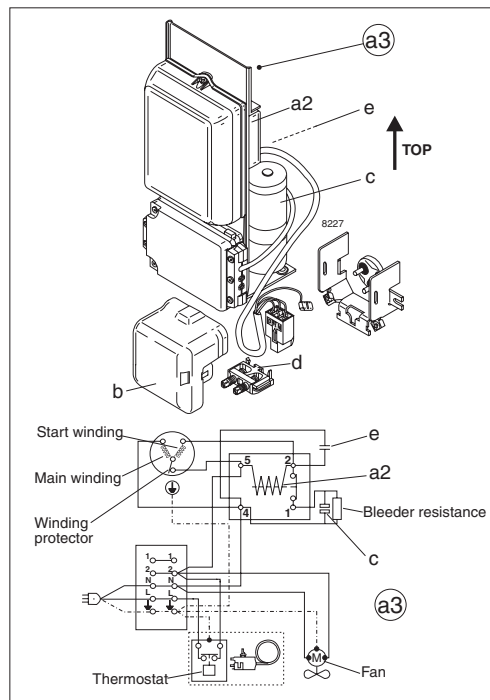
230V, 60Hz, fan cooling F₂

Evap. temp. in °F	-49	-40	-30	-20	-13	-10	0	10	14	20	30	40	41	45	50	59	68
Capacity in BTU/h	598	962	1449	2036	2516	2740	3575	4556	4994								
Power cons. in W	289	345	406	468	512	531	598	669	699								
Current cons. in A	1.72	1.82	1.95	2.11	2.23	2.29	2.49	2.72	2.81								
EER in BTU/Wh	2.07	2.79	3.57	4.35	4.91	5.16	5.98	6.81	7.15								

EN 12900 Household (CECOMAF)

230V, 60Hz, fan cooling F₂

Evap. temp. in °F	-49	-40	-30	-20	-13	-10	0	10	14	20	30	40	41	45	50	59	68
Capacity in BTU/h	481	796	1216	1721	2133	2326	3042	3883	4257								
Power cons. in W	286	344	407	470	515	535	602	674	705								
Current cons. in A	1.70	1.81	1.95	2.11	2.24	2.29	2.50	2.73	2.83								
EER in BTU/Wh	1.68	2.31	2.99	3.66	4.14	4.35	5.05	5.76	6.04								



Accessories for	SC12CLX.2 (60Hz)	Figure	Code number
Starting device	18.5 in. cable length	a3	117-7012
	21.7 in. cable length		117-7027
	26.6 in. cable length		117-7046
	39.4 in. cable length		117-7040
Cover		b	103N2008
Starting relay		a2	Components of starting device
Start. capacitor 80 µF		c	
Run capacitor 10 µF		e	
Cord relief		d	

Test conditions	ASHRAE LBP	ASHRAE LBP*	EN 12900/CECOMAF*
Condensing temp.	130°F	110°F	113°F
Ambient temperature	90°F	90°F	90°F
Suction gas temp.	90°F	90°F	90°F
Liquid temperature	90°F	90°F	no subcooling

Mounting accessories	Code number
Bolt joint for one comp. Ø: 5/8 in.	118-1917
Bolt joint in quantities Ø: 5/8 in.	118-1918
Snap-on in quantities Ø: 5/8 in.	118-1919

Danfoss can accept no responsibility for possible errors in catalogues, brochures and other printed material. Danfoss reserves the right to alter its products without notice. This also applies to products already on order provided that such alterations can be made without consequential changes being necessary in specifications already agreed. All trademarks in this material are property of the respective companies. Danfoss and the Danfoss logotype are trademarks of Danfoss A/S. All rights reserved.