

SC12CNX.2 LBP Compressor R290 220-240V 50Hz

General

Code number	104H8266
Approvals	EN 60335-2-34
Compressors on pallet	80

Application

Application	LBP		
Frequency	Hz	50	60
Evaporating temperature	°C	-40 to -10	-
Voltage range	V	198 - 254	-
Max. condensing temperature continuous (short)	°C	55 (65)	-
Max. winding temperature continuous (short)	°C	125 (135)	-

Cooling requirements

Frequency	Hz	50			60		
Application		LBP	MBP	HBP	LBP	MBP	HBP
32°C		F ₂	-	-	-	-	-
38°C		F ₂	-	-	-	-	-
43°C		F ₂	-	-	-	-	-
Remarks on application:							

Motor

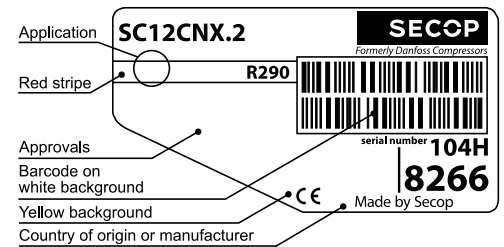
Motor type	CSIR		
LRA (rated after 4 sec. UL984), HST LST	A	13.1	-
Cut in Current, HST LST	A	13.1	-
Resistance, main start winding (25°C)	Ω	6.8	11.5

Design

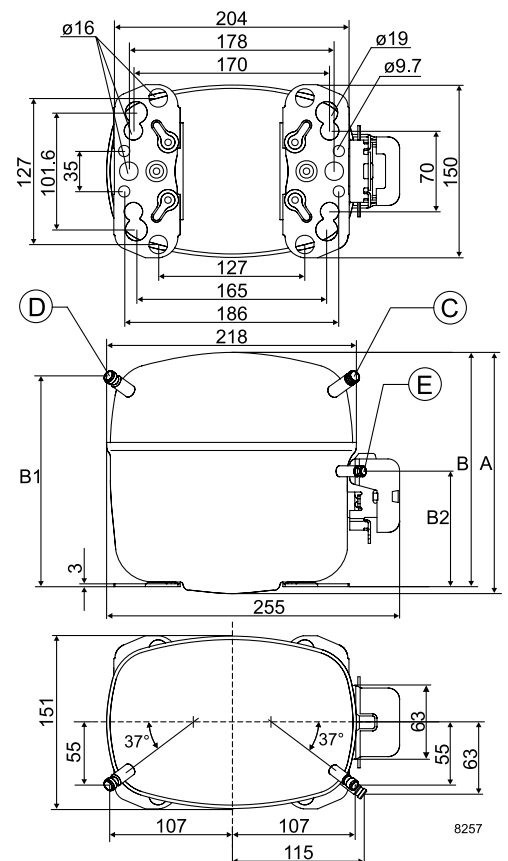
Displacement	cm ³	12.87
Oil quantity (type)	cm ³	550 (polyolester)
Maximum refrigerant charge	g	150
Free gas volume in compressor	cm ³	1410
Weight without electrical equipment	kg	13.1

Dimensions

Height	mm	A	209
		B	203
		B1	183
		B2	100
Suction connector	location/I.D. mm angle	C	8.2 37°
	material comment		Cu-plated steel Al cap
Process connector	location/I.D. mm angle	D	6.2 37°
	material comment		Cu-plated steel Al cap
Discharge connector	location/I.D. mm angle	E	6.2 37°
	material comment		Cu-plated steel Al cap
Oil cooler connector	location/I.D. mm angle	F	-
	material comment		-
Connector tolerance	I.D. mm		±0.09
Remarks:			



- S = Static cooling normally sufficient
- O = Oil cooling
- F₁ = Fan cooling 1.5 m/s (compressor compartment temperature equal to ambient temperature)
- F₂ = Fan cooling 3.0 m/s necessary
- SG = Suction gas cooling normally sufficient
- = not applicable in this area



EN 12900 Household (CECOMAF)* $t_c = 45^\circ\text{C}$, 220V, 50Hz, fan cooling F_2

Evap. temp. in °C	-45	-40	-35	-30	-25	-23.3	-20	-15	-10	-6.7	-5	0	5	7.2	10	15	20
Capacity in W		186	258	346	453	493	578	725	895								
Power cons. in W		257	298	339	379	393	419	460	502								
Current cons. in A		1.99	2.09	2.21	2.35	2.40	2.50	2.67	2.86								
COP in W/W		0.72	0.87	1.02	1.19	1.26	1.38	1.58	1.78								

ASHRAE LBP* $t_c = 43.3^\circ\text{C}$, 220V, 50Hz, fan cooling F_2

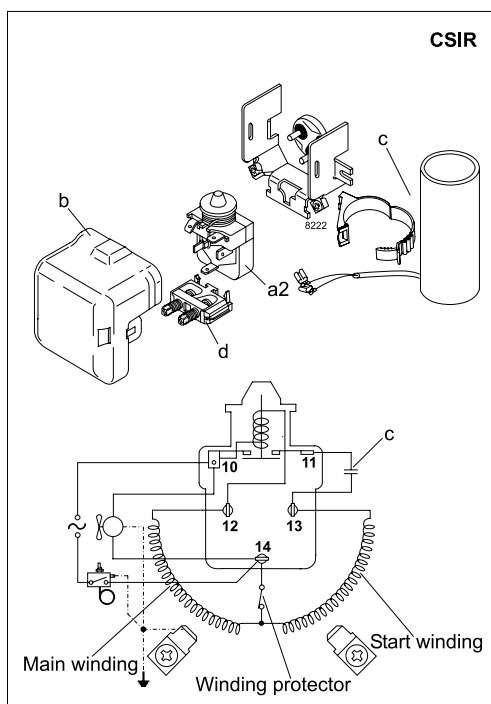
Evap. temp. in °C	-45	-40	-35	-30	-25	-23.3	-20	-15	-10	-6.7	-5	0	5	7.2	10	15	20
Capacity in W		215	295	393	512	558	654	819	1010								
Power cons. in W		258	297	336	374	388	414	454	496								
Current cons. in A		1.99	2.08	2.20	2.33	2.38	2.48	2.65	2.83								
COP in W/W		0.83	0.99	1.17	1.37	1.44	1.58	1.80	2.04								

EN 12900 Household (CECOMAF) $t_c = 55^\circ\text{C}$, 220V, 50Hz, fan cooling F_2

Evap. temp. in °C	-45	-40	-35	-30	-25	-23.3	-20	-15	-10	-6.7	-5	0	5	7.2	10	15	20
Capacity in W			184	264	359	395	470	598	744								
Power cons. in W			291	343	394	411	443	490	538								
Current cons. in A			2.07	2.21	2.37	2.43	2.55	2.75	2.96								
COP in W/W			0.63	0.77	0.91	0.96	1.06	1.22	1.38								

ASHRAE LBP $t_c = 54.4^\circ\text{C}$, 220V, 50Hz, fan cooling F_2

Evap. temp. in °C	-45	-40	-35	-30	-25	-23.3	-20	-15	-10	-6.7	-5	0	5	7.2	10	15	20
Capacity in W			230	330	447	491	583	741	923								
Power cons. in W			292	344	394	410	442	489	536								
Current cons. in A			2.07	2.21	2.37	2.43	2.55	2.75	2.96								
COP in W/W			0.79	0.96	1.13	1.20	1.32	1.52	1.72								



Accessories for	SC12CNX.2	Figure	Code number
PTC starting device	6.3 mm spade connectors 4.8 mm spade connectors	-	-
Starting relay	6.3 mm spade connectors	a2	117U7003
Cover		b	103N2009
Start. capacitor 80 µF	6.3 mm spade connectors	c	117U5017
Cord relief		d	103N1004
Protection screen for PTC		-	-

Test conditions	EN 12900/ CECOMAF(*)	ASHRAE LBP(*)
Condensing temperature	55°C (*45°C)	54.4 (*43.3°C)
Ambient temperature	32°C	32°C
Suction gas temperature	32°C	32°C
Liquid temperature	no subcooling	32°C

Mounting accessories		Code number
Bolt joint for one comp.	Ø: 16 mm	118-1917
Bolt joint in quantities	Ø: 16 mm	118-1918
Snap-on in quantities	Ø: 16 mm	118-1919

Danfoss can accept no responsibility for possible errors in catalogues, brochures and other printed material. Danfoss reserves the right to alter its products without notice. This also applies to products already on order provided that such alterations can be made without consequential changes being necessary in specifications already agreed. All trademarks in this material are property of the respective companies. Danfoss and the Danfoss logotype are trademarks of Danfoss A/S. All rights reserved.