

SC12G Universal Compressor R134a 220-240V 50/60Hz

General

Code number	104G8243
Approvals	EN 60335-2-34
Compressors on pallet	80

Application

Application	LBP/HBP				
Frequency	Hz	50		60	
Evaporating temperature	°C	-35 to 15		-35 to -5	
Voltage range	V	187 - 254		198 - 254	
Max. condensing temperature continuous (short)	°C	60 (70)		60 (70)	
Max. winding temperature continuous (short)	°C	125 (135)		125 (135)	

Cooling requirements

Frequency	Hz	50			60		
Application		LBP	MBP	HBP	LBP	MBP	HBP
32°C		F ₁	F ₂	F ₂	F ₁	F ₂	F ₂
38°C		F ₁	F ₂	F ₂	F ₁	F ₂	F ₂
43°C		F ₁	F ₂	F ₂	F ₁	F ₂	F ₂
Remarks on application:							

Motor

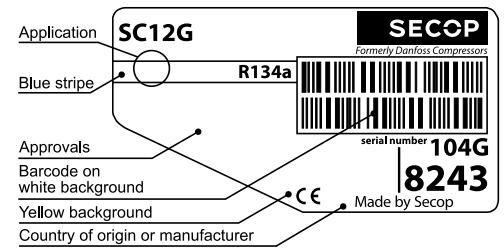
Motor type	RSIR/CSIR		
LRA (rated after 4 sec. UL984), HST LST	A	12.6	12.4
Cut in Current, HST LST	A	12.6	17.2
Resistance, main start winding (25°C)	Ω	6.7	11.8

Design

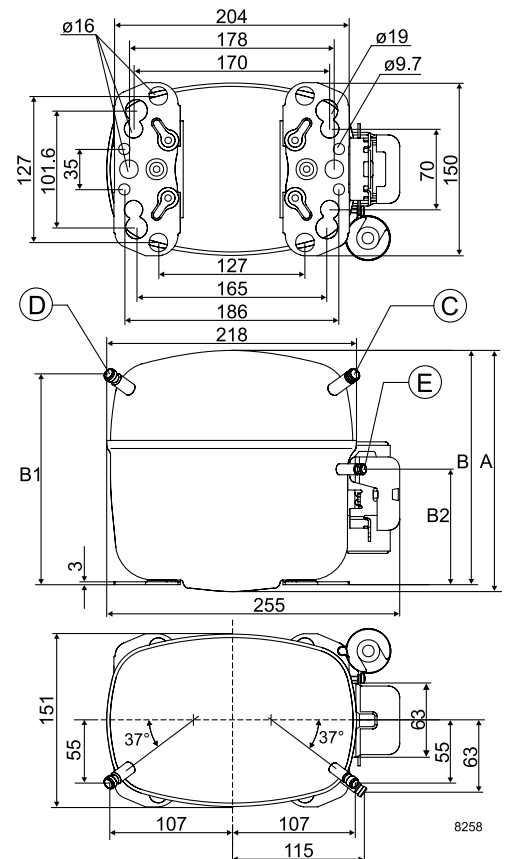
Displacement	cm ³	12.87
Oil quantity (type)	cm ³	550 (polyolester)
Maximum refrigerant charge	g	1300
Free gas volume in compressor	cm ³	1510
Weight without electrical equipment	kg	12.6

Dimensions

Height	mm	A	209
		B	203
		B1	183
		B2	100
Suction connector	location/I.D. mm angle	C	10.2 37°
	material comment	Cu-plated steel Al cap	
Process connector	location/I.D. mm angle	D	6.5 37°
	material comment	Cu-plated steel Al cap	
Discharge connector	location/I.D. mm angle	E	6.5 37°
	material comment	Cu-plated steel Al cap	
Oil cooler connector	location/I.D. mm angle	F	-
	material comment	-	
Connector tolerance	I.D. mm		±0.09
Remarks:			



- S = Static cooling normally sufficient
- O = Oil cooling
- F₁ = Fan cooling 1.5 m/s
(compressor compartment temperature equal to ambient temperature)
- F₂ = Fan cooling 3.0 m/s necessary
- SG = Suction gas cooling normally sufficient
- = not applicable in this area



EN 12900 Household (CECOMAF) 220V, 50Hz, fan cooling F₂

Evap. temp. in °C	-45	-40	-35	-30	-25	-23.3	-20	-15	-10	-6.7	-5	0	5	7.2	10	15	20
Capacity in W			64.6	113	175	199	252	348	464	553	603	768	960	1054	1182	1437	
Power cons. in W			148	187	227	241	268	311	355	385	400	446	493	514	541	589	
Current cons. in A			1.63	1.72	1.83	1.87	1.95	2.09	2.24	2.34	2.40	2.57	2.76	2.85	2.96	3.17	
COP in W/W			0.44	0.61	0.77	0.83	0.94	1.12	1.31	1.44	1.51	1.72	1.95	2.05	2.19	2.44	

EN 12900 Household (CECOMAF) 220V, 60Hz, fan cooling F₂

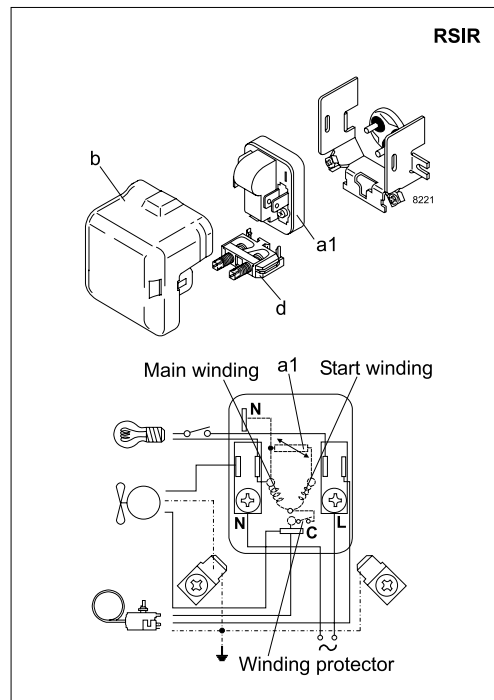
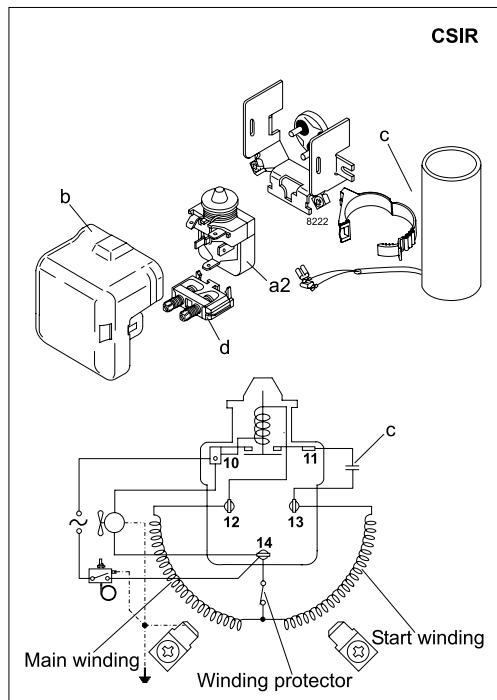
Evap. temp. in °C	-45	-40	-35	-30	-25	-23.3	-20	-15	-10	-6.7	-5	0	5	7.2	10	15	20
Capacity in W			74.2	131	203	232	294	406	542	646	704						
Power cons. in W			172	218	265	281	313	363	415	449	468						
Current cons. in A			1.79	1.89	2.01	2.06	2.15	2.30	2.46	2.57	2.64						
COP in W/W			0.43	0.60	0.77	0.83	0.94	1.12	1.31	1.44	1.51						

ASHRAE LBP 220V, 50Hz, fan cooling F₂

Evap. temp. in °C	-45	-40	-35	-30	-25	-23.3	-20	-15	-10	-6.7	-5	0	5	7.2	10	15	20
Capacity in W			79.6	140	216	246	312	430	574	684	746	951	1191	1308	1469	1790	
Power cons. in W			148	187	227	241	268	311	355	385	400	446	493	514	541	589	
Current cons. in A			1.63	1.72	1.83	1.87	1.95	2.09	2.24	2.34	2.40	2.57	2.76	2.85	2.96	3.17	
COP in W/W			0.54	0.75	0.95	1.02	1.16	1.38	1.62	1.78	1.87	2.13	2.42	2.55	2.72	3.04	

ASHRAE LBP 220V, 60Hz, fan cooling F₂

Evap. temp. in °C	-45	-40	-35	-30	-25	-23.3	-20	-15	-10	-6.7	-5	0	5	7.2	10	15	20
Capacity in W			91.5	162	251	286	363	501	670	799	872						
Power cons. in W			172	218	265	281	313	363	415	449	468						
Current cons. in A			1.79	1.89	2.01	2.06	2.15	2.30	2.46	2.57	2.64						
COP in W/W			0.53	0.74	0.95	1.02	1.16	1.38	1.61	1.78	1.86						



Accessories for	SC12G	Figure	Code number
PTC starting device	6.3 mm spade connectors	a1	103N0002
	4.8 mm spade connectors		-
Starting relay	6.3 mm spade connectors	a2	117U6003
Cover		b	103N2009
Start. capacitor 80 µF	6.3 mm spade connectors	c	117U5017
Cord relief		d	103N1004
Protection screen for PTC		g	-

Test conditions	EN 12900/CECOMAF	ASHRAE LBP
Condensing temperature	55°C	55°C
Ambient temperature	32°C	32°C
Suction gas temperature	32°C	32°C
Liquid temperature	55°C	32°C

Mounting accessories		Code number
Bolt joint for one comp.	Ø: 16 mm	118-1917
Bolt joint in quantities	Ø: 16 mm	118-1918
Snap-on in quantities	Ø: 16 mm	118-1919

Danfoss can accept no responsibility for possible errors in catalogues, brochures and other printed material. Danfoss reserves the right to alter its products without notice. This also applies to products already on order provided that such alterations can be made without subsequential changes being necessary in specifications already agreed. All trademarks in this material are property of the respective companies. Danfoss and the Danfoss logotype are trademarks of Danfoss A/S. All rights reserved.