

SC15CLX.2

LBP Compressor

R404A/R507

208-230V 60Hz

General

Code number	104L2897
Approvals	UL984
Compressors on pallet	80

Application

Application	LBP					
Frequency	Hz	50			60	
Evaporating temperature	°C	-			-45 to -10	
Voltage range	V	-			187 - 254	
Max. condensing temperature continuous (short)	°C	-			55 (60)	
Max. winding temperature continuous (short)	°C	-			125 (135)	

Cooling requirements

Frequency	Hz	50			60		
Application		LBP	MBP	HBP	LBP	MBP	HBP
32°C		-	-	-	F ₂	-	-
38°C		-	-	-	F ₂	-	-
43°C		-	-	-	-	-	-
Remarks on application:							

Motor

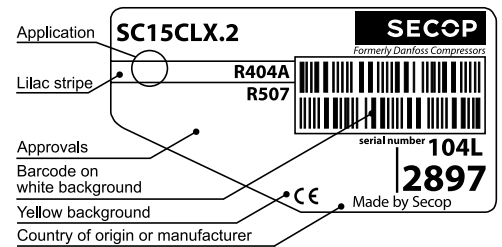
Motor type	CSR		
LRA (rated after 4 sec. UL984), HST LST	A	2 x 23.4	-
Cut in Current, HST LST	A	2 x 23.4	-
Resistance, main start winding (25°C)	Ω	3.4	14.4

Design

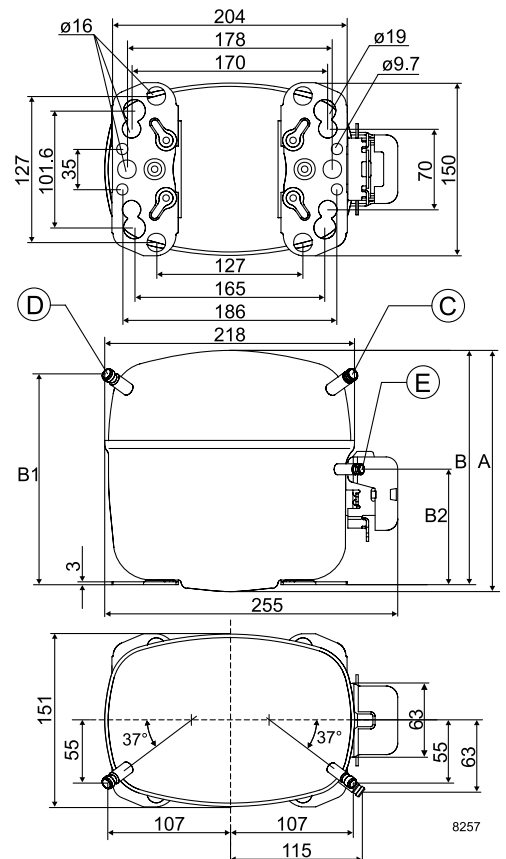
Displacement	cm ³	15.28
Oil quantity (type)	cm ³	550 (polyolester)
Maximum refrigerant charge	g	1300
Free gas volume in compressor	cm ³	1510
Weight without electrical equipment	kg	13.7

Dimensions

Height	mm	A	219
		B	213
		B1	193
		B2	110
Suction connector	location/I.D. mm angle	C	9.7 37°
	material comment	Cu-plated steel Al cap	
Process connector	location/I.D. mm angle	D	6.5 37°
	material comment	Cu-plated steel Al cap	
Discharge connector	location/I.D. mm angle	E	6.5 37°
	material comment	Cu-plated steel Al cap	
Oil cooler connector	location/I.D. mm angle	F	-
	material comment	-	
Connector tolerance	I.D. mm	±0.09	
Remarks:			



- S = Static cooling normally sufficient
- O = Oil cooling
- F₁ = Fan cooling 1.5 m/s (compressor compartment temperature equal to ambient temperature)
- F₂ = Fan cooling 3.0 m/s necessary
- SG = Suction gas cooling normally sufficient
- = not applicable in this area



EN 12900 Household (CECOMAF)* 230V, 60Hz, fan cooling F₂

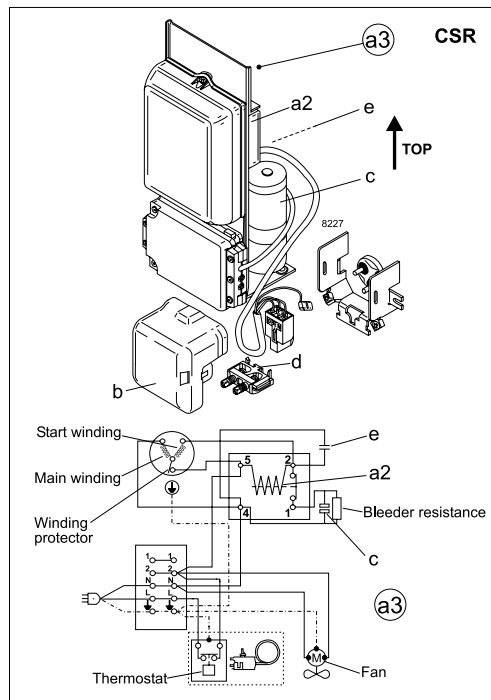
Evap. temp. in °C	-45	-40	-35	-30	-25	-23.3	-20	-15	-10	-6.7	-5	0	5	7.2	10	15	20
Capacity in W	194	305	437	593	776	846	991	1239	1525								
Power cons. in W	326	398	469	539	611	636	686	764	848								
Current cons. in A	1.60	1.90	2.22	2.55	2.89	3.01	3.24	3.61	3.98								
COP in W/W	0.59	0.77	0.93	1.10	1.27	1.33	1.44	1.62	1.80								

ASHRAE LBP 230V, 60Hz, fan cooling F₂

Evap. temp. in °C	-45	-40	-35	-30	-25	-23.3	-20	-15	-10	-6.7	-5	0	5	7.2	10	15	20
Capacity in W	131	261	413	592	802	881	1048	1336	1669								
Power cons. in W	298	385	469	552	635	663	719	806	896								
Current cons. in A	1.47	1.82	2.19	2.57	2.95	3.09	3.35	3.76	4.19								
COP in W/W	0.44	0.68	0.88	1.07	1.26	1.33	1.46	1.66	1.86								

ASHRAE LBP* 230V, 60Hz, fan cooling F₂

Evap. temp. in °C	-45	-40	-35	-30	-25	-23.3	-20	-15	-10	-6.7	-5	0	5	7.2	10	15	20
Capacity in W	238	366	519	701	914	995	1164	1454	1788								
Power cons. in W	329	399	468	537	607	631	680	757	840								
Current cons. in A	1.62	1.91	2.22	2.54	2.87	2.99	3.22	3.57	3.94								
COP in W/W	0.72	0.92	1.11	1.31	1.51	1.58	1.71	1.92	2.13								



Accessories for	SC15CLX.2 (60 Hz)	Figure	Code number	Test conditions	EN 12900/CECOMAF*	ASHRAE LBP	ASHRAE LBP*
Starting device	470 mm cable length	a3	117-7038	Condensing temperature	45°C	54.4°C	43.3°C
	550 mm cable length		117-7039	Ambient temperature	32°C	32°C	32°C
	1000 mm cable length		117-7043	Suction gas temperature	32°C	32°C	32°C
Cover		b	103N2008	Liquid temperature	no subcooling	32°C	32°C
Starting relay	6.3 mm spade connectors	a2	Components of starting device	Mounting accessories			
Start. capacitor 80 µF	6.3 mm spade connectors	c		Bolt joint for one comp.	Ø: 16 mm	118-1917	
Run capacitor 10 µF	6.3 mm spade connectors	e		Bolt joint in quantities	Ø: 16 mm	118-1918	
Cord relief		d	103N1004	Snap-on in quantities	Ø: 16 mm	118-1919	

Danfoss can accept no responsibility for possible errors in catalogues, brochures and other printed material. Danfoss reserves the right to alter its products without notice. This also applies to products already on order provided that such alterations can be made without subsequential changes being necessary in specifications already agreed. All trademarks in this material are property of the respective companies. Danfoss and the Danfoss logotype are trademarks of Danfoss A/S. All rights reserved.