

SC15G Universal Compressor R134a 115V 60Hz



General

Code number	104G7560
Approvals	UL984
Compressors on pallet	80

Application

Application	LBP/HBP			
Frequency	Hz	50	60	
Evaporating temperature	°F	-	-31 to 50	
Voltage range	V	-	103 - 127	
Max. condensing temperature continuous (short)	°F	-	140 (158)	
Max. winding temperature continuous (short)	°F	-	257 (275)	

Cooling requirements

Frequency	Hz	50			60		
Application		LBP	MBP	HBP	LBP	MBP	HBP
90°F		-	-	-	O	O	O
100°F		-	-	-	O	O	O
110°F		-	-	-	O	O	O
Remarks on application:							

Motor

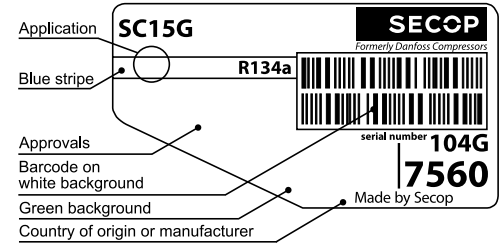
Motor type	CSIR		
LRA (rated after 4 sec. UL984), HST LST	A	42.0	-
Cut in Current, HST LST	A	42.0	-
Resistance, main start winding (77°F)	Ω	1.0	4.3

Design

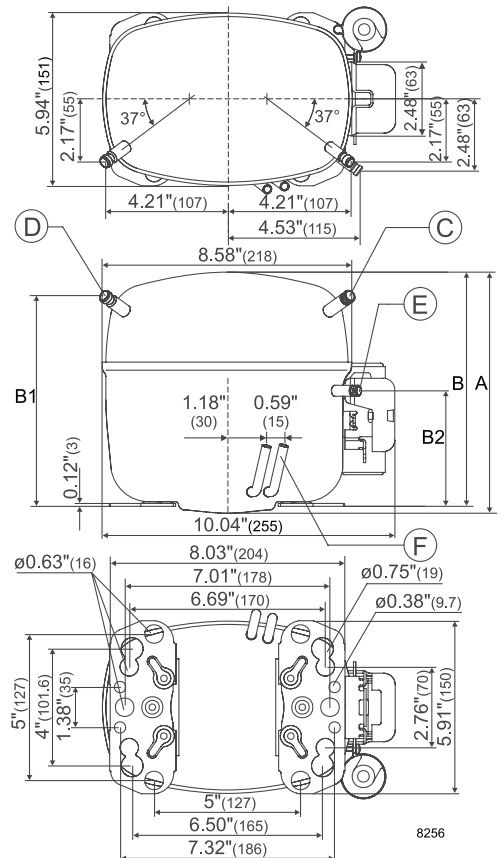
Displacement	cu.in	0.93
Oil quantity (type)	fl.oz.	20.3 (polyolester)
Maximum refrigerant charge	oz.	45.5
Free gas volume in compressor	fl.oz.	49.4
Weight without electrical equipment	lbs.	27.7

Dimensions

Height	inch	A	8.23
		B	8.00
		B1	7.20
		B2	3.93
Suction connector	location, I.D. in. angle	C	0.320-0.327 37°
	material comment		Cu-plated steel Al cap
Process connector	location, I.D. in. angle	D	0.252-0.259 37°
	material comment		Cu-plated steel Al cap
Discharge connector	location, I.D. in. angle	E	0.252-0.259 37°
	material comment		Cu-plated steel Al cap
Oil cooler connector	location, I.D. in. angle	F	0.252-0.259 -
	material comment		Cu-plated steel Al cap
Remarks:			



- S = Static cooling normally sufficient
- O = Oil cooling
- F₁ = Fan cooling 1.5 m/s (compressor compartment temperature equal to ambient temperature)
- F₂ = Fan cooling 3.0 m/s necessary
- SG = Suction gas cooling normally sufficient
- = not applicable in this area



ASHRAE LBP

115V, 60Hz, oil cooling

Evap. temp. in °F	-49	-40	-30	-20	-13	-10	0	10	14	20	30	40	41	45	50	59	68
Capacity in BTU/h			455	780	1088	1241	1837	2570	2876	3440	4448	5595	5725	6222	6884		
Power cons. in W			175	252	306	329	408	486	545	566	645	726	753	766	807		
Current cons. in A			4.45	4.70	4.91	5.02	5.40	5.85	6.45	6.35	6.91	7.52	8.12	7.84	8.18		
EER in BTU/Wh			2.60	3.10	3.56	3.77	4.51	5.28	5.29	6.08	6.89	7.71	7.61	8.12	8.53		

ASHRAE HBP

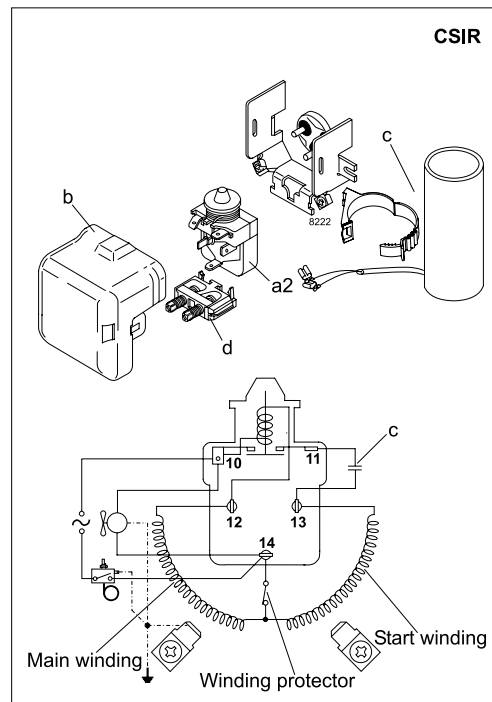
115V, 60Hz, oil cooling

Evap. temp. in °F	-49	-40	-30	-20	-13	-10	0	10	14	20	30	40	41	45	50	59	68
Capacity in BTU/h			403	692	965	1100	1628	2276	2559	3045	3934	4945	5084	5496	6078		
Power cons. in W			175	252	306	329	408	486	545	566	645	726	753	766	807		
Current cons. in A			4.45	4.70	4.91	5.02	5.40	5.85	6.45	6.35	6.91	7.52	8.12	7.84	8.18		
EER in BTU/Wh			2.31	2.75	3.15	3.34	3.99	4.68	4.71	5.38	6.10	6.81	6.76	7.17	7.54		

EN 12900 Household (CECOMAF)

115V, 60Hz, oil cooling

Evap. temp. in °F	-49	-40	-30	-20	-13	-10	0	10	14	20	30	40	41	45	50	59	68
Capacity in W			109	187	260	297	439	614	679	821	1060	1331	1352	1479	1635		
Power cons. in W			175	252	306	329	408	486	548	566	645	726	759	766	807		
Current cons. in A			4.45	4.70	4.91	5.02	5.40	5.85	6.47	6.35	6.91	7.52	8.15	7.84	8.18		
COP in W/W			0.62	0.74	0.85	0.90	1.08	1.26	1.24	1.45	1.64	1.83	1.78	1.93	2.03		



Accessories for	SC15G	Figure	Code number
PTC starting device	1/4 in. spade connect.	-	-
	3/16 in. spade connect.		-
Starting relay	1/4 in. spade connect.	a2	117U6020
Cover		b	103N2008
Start. capacitor 240 µF	1/4 in. spade connect.	c	117U5023
Cord relief		d	103N1004
Protection screen for PTC		-	-

Test conditions	ASHRAE LBP	ASHRAE HBP	EN 12900/CECOMAF
Condensing temp.	130°F	130°F	131°F
Ambient temperature	90°F	95°F	90°F
Suction gas temp.	90°F	95°F	90°F
Liquid temperature	90°F	115°F	131°F

Mounting accessories	Code number	
Bolt joint for one comp.	Ø: 5/8 in.	118-1917
Bolt joint in quantities	Ø: 5/8 in.	118-1918
Snap-on in quantities	Ø: 5/8 in.	118-1919

Danfoss can accept no responsibility for possible errors in catalogues, brochures and other printed material. Danfoss reserves the right to alter its products without notice. This also applies to products already on order provided that such alterations can be made without substantial changes being necessary in specifications already agreed. All trademarks in this material are property of the respective companies. Danfoss and the Danfoss logotype are trademarks of Danfoss A/S. All rights reserved.