

SC15GH Heat Pump Compressor R134a 220-240V 50/60Hz

General

Code number	104G8561
Approvals	EN 60335-2-34, UL984, CCC
Compressors on pallet	80

Application

Application	HBP			
Frequency	Hz	50	60	
Evaporating temperature	°C	-10 to 20	-15 to 15	
Voltage range	V	198 - 254	198 - 254	
Max. condensing temperature continuous (short)	°C	70 (70)	60 (70)	
Max. winding temperature continuous (short)	°C	125 (135)	125 (135)	

Cooling requirements

Frequency	Hz	50			60		
Application		LBP	MBP	HBP	LBP	MBP	HBP
32°C		-	-	F ₂	-	-	F ₂
38°C		-	-	F ₂	-	-	F ₂
43°C		-	-	F ₂	-	-	F ₂
Remarks on application:							

Motor

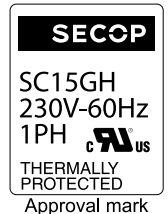
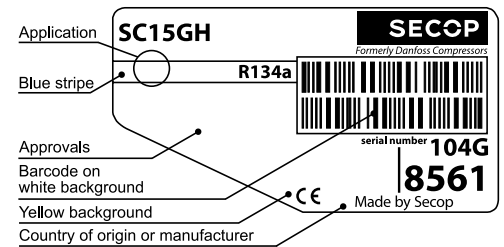
Motor type	CSIR		
LRA (rated after 4 sec. UL984), HST LST	A	19.7	-
Cut in Current, HST LST	A	19.7	-
Resistance, main start winding (25°C)	Ω	4.3	15.3

Design

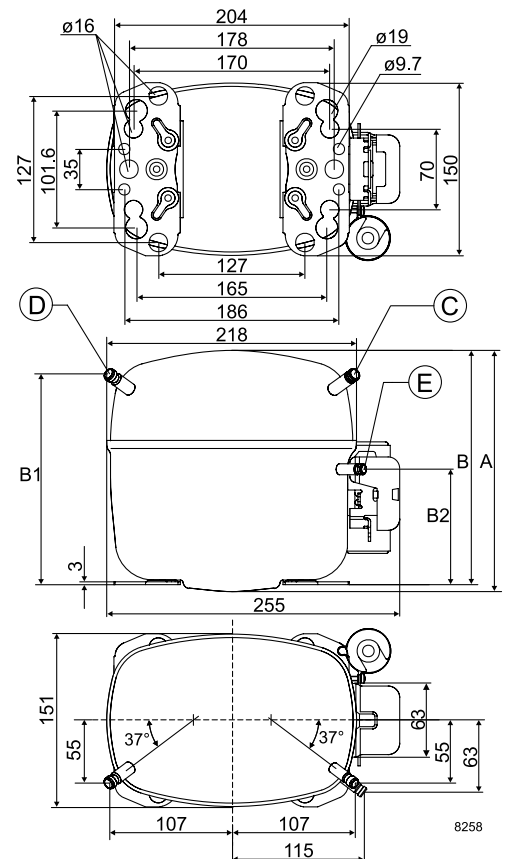
Displacement	cm ³	15.28
Oil quantity (type)	cm ³	500 (polyolester)
Maximum refrigerant charge	g	1300
Free gas volume in compressor	cm ³	1410
Weight without electrical equipment	kg	13.5

Dimensions

Height	mm	A	209
		B	203
		B1	183
		B2	100
Suction connector	location/I.D. mm angle	C	10.2 37°
	material comment	Cu-plated steel Al cap	
Process connector	location/I.D. mm angle	D	6.2 37°
	material comment	Cu-plated steel Al cap	
Discharge connector	location/I.D. mm angle	E	8.2 37°
	material comment	Cu-plated steel Al cap	
Oil cooler connector	location/I.D. mm angle	F	-
	material comment	-	
Connector tolerance	I.D. mm	±0.09	
Remarks:			



- S = Static cooling normally sufficient
- O = Oil cooling
- F₁ = Fan cooling 1.5 m/s (compressor compartment temperature equal to ambient temperature)
- F₂ = Fan cooling 3.0 m/s necessary
- SG = Suction gas cooling normally sufficient
- = not applicable in this area



EN 12900 Household (CECOMAF) 220V, 50Hz, fan cooling F₂

Evap. temp. in °C	-45	-40	-35	-30	-25	-23.3	-20	-15	-10	-6.7	-5	0	5	7.2	10	15	20
Capacity in W									559	664	723	915	1139	1249	1398	1698	2041
Power cons. in W									424	461	479	526	565	580	596	618	632
Current cons. in A									3.33	3.41	3.46	3.59	3.73	3.79	3.87	4.01	4.16
COP in W/W									1.32	1.44	1.51	1.74	2.02	2.15	2.35	2.75	3.23

EN 12900 Household (CECOMAF) 220V, 60Hz, fan cooling F₂

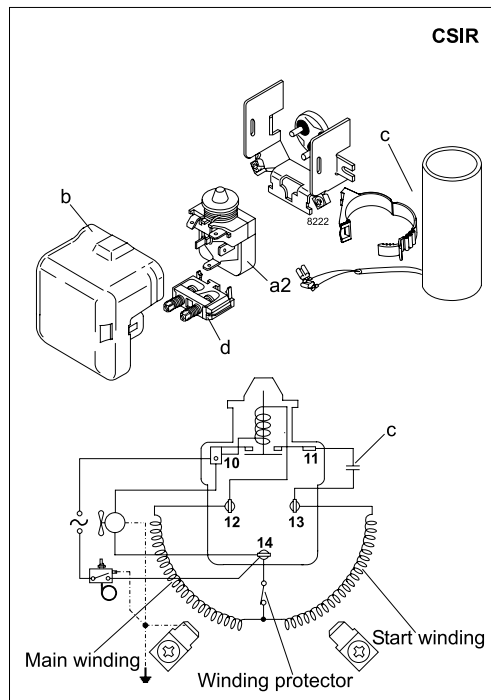
Evap. temp. in °C	-45	-40	-35	-30	-25	-23.3	-20	-15	-10	-6.7	-5	0	5	7.2	10	15	20
Capacity in W								425	582	705	776	1012	1295	1436	1629	2019	
Power cons. in W								355	424	470	494	566	639	671	711	782	
Current cons. in A								2.37	2.67	2.87	2.97	3.24	3.50	3.61	3.74	3.97	
COP in W/W								1.20	1.37	1.50	1.57	1.79	2.03	2.14	2.29	2.58	

ASHRAE HBP 220V, 50Hz, fan cooling F₂

Evap. temp. in °C	-45	-40	-35	-30	-25	-23.3	-20	-15	-10	-6.7	-5	0	5	7.2	10	15	20
Capacity in W									615	732	796	1008	1255	1376	1541	1872	2252
Power cons. in W									423	460	477	523	562	576	592	614	627
Current cons. in A									3.33	3.41	3.45	3.59	3.72	3.78	3.86	4.00	4.15
COP in W/W									1.45	1.59	1.67	1.93	2.23	2.39	2.60	3.05	3.59

ASHRAE HBP 220V, 60Hz, fan cooling F₂

Evap. temp. in °C	-45	-40	-35	-30	-25	-23.3	-20	-15	-10	-6.7	-5	0	5	7.2	10	15	20
Capacity in W								466	639	776	854	1115	1427	1582	1796	2227	
Power cons. in W								355	423	469	493	564	635	667	706	775	
Current cons. in A								2.37	2.67	2.87	2.96	3.23	3.49	3.60	3.73	3.95	
COP in W/W								1.31	1.51	1.66	1.66	1.98	2.25	2.37	2.54	2.87	



Accessories for	SC15GH	Figure	Code number	Test conditions	EN 12900/CECOMAF	ASHRAE HBP
PTC starting device	6.3 mm spade connectors	a1	-	Condensing temperature	55°C	54.4°C
	4.8 mm spade connectors		-	Ambient temperature	32°C	35°C
Starting relay	6.3 mm spade connectors	a2	117U6011	Suction gas temperature	32°C	35°C
Cover		b	103N2008	Liquid temperature	55°C	46.1°C
Start. capacitor 80 µF	6.3 mm spade connectors	c	117U5017			
Cord relief		d	103N1004			
Protection screen for PTC		g	-			

Mounting accessories		Code number
Bolt joint for one comp.	Ø: 16 mm	118-1917
Bolt joint in quantities	Ø: 16 mm	118-1918
Snap-on in quantities	Ø: 16 mm	118-1919

Danfoss can accept no responsibility for possible errors in catalogues, brochures and other printed material. Danfoss reserves the right to alter its products without notice. This also applies to products already on order provided that such alterations can be made without consequential changes being necessary in specifications already agreed. All trademarks in this material are property of the respective companies. Danfoss and the Danfoss logotype are trademarks of Danfoss A/S. All rights reserved.