

SC15MLX.2 MBP Compressor R404A/R507 115V 60Hz



General

Code number	104L1807
Approvals	UL984
Compressors on pallet	60

Application

Application	MBP	
Frequency	Hz	50 60
Evaporating temperature	°F	- -10 to 45
Voltage range	V	- 103 -127
Max. condensing temperature continuous (short)	°F	- 131 (140)
Max. winding temperature continuous (short)	°F	- 257 (275)

Cooling requirements

Frequency	Hz	50			60		
Application		LBP	MBP	HBP	LBP	MBP	HBP
90°F		-	-	-	-	F ₂	-
100°F		-	-	-	-	F ₂	-
110°F		-	-	-	-	-	-
Remarks on application:							

Motor

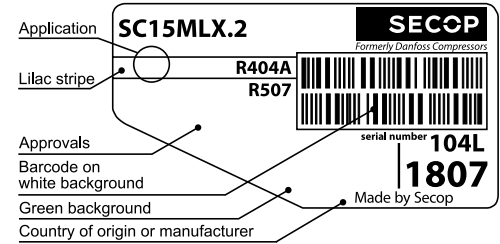
Motor type	CSR		
LRA (rated after 4 sec. UL984), HST LST	A	63.0	-
Cut in Current, HST LST	A	63.0	-
Resistance, main start winding (77°F)	Ω	0.6	3.2

Design

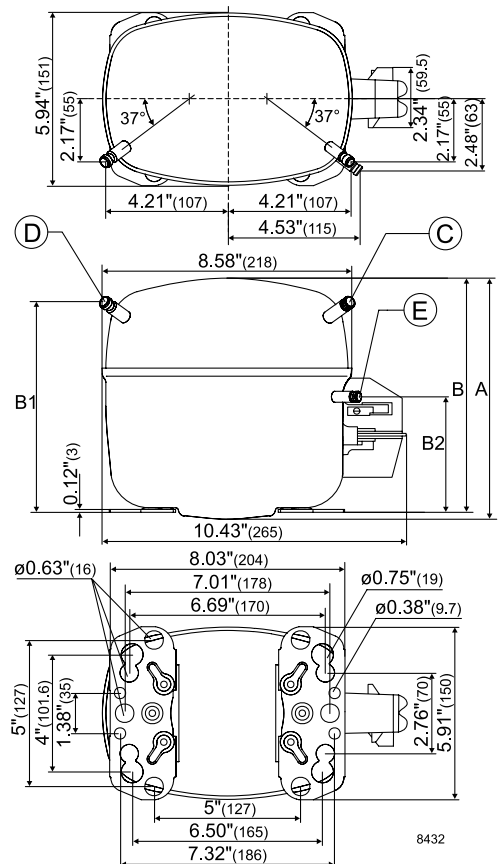
Displacement	cu.in	0.93
Oil quantity (type)	fl.oz.	20.3 (polyolester)
Maximum refrigerant charge	oz.	45.5
Free gas volume in compressor	fl.oz.	49.4
Weight without electrical equipment	lbs.	30.9

Dimensions

Height	inch	A	8.62
		B	8.39
		B1	7.60
		B2	4.33
Suction connector	location, I.D. in. angle	C	0.378-0.385 37°
	material comment		Cu-plated steel Al cap
Process connector	location, I.D. in. angle	D	0.252-0.259 37°
	material comment		Cu-plated steel Al cap
Discharge connector	location, I.D. in. angle	E	0.252-0.259 37°
	material comment		Cu-plated steel Al cap
Oil cooler connector	location, I.D. in. angle	F	-
	material comment		-
Remarks:			



- S = Static cooling normally sufficient
- O = Oil cooling
- F₁ = Fan cooling 1.5 m/s (compressor compartment temperature equal to ambient temperature)
- F₂ = Fan cooling 3.0 m/s necessary
- SG = Suction gas cooling normally sufficient
- = not applicable in this area



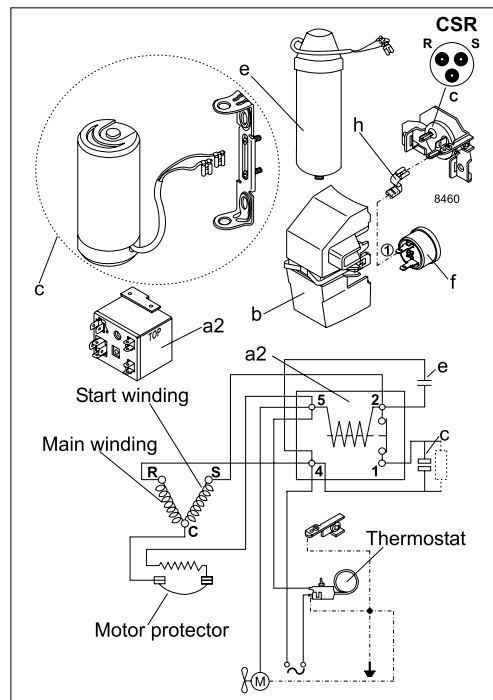
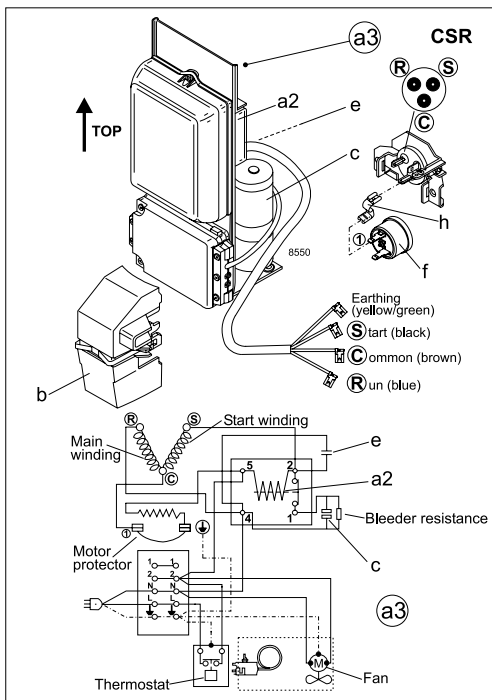
ASHRAE MBP

115V, 60Hz, fan cooling F₂

Evap. temp. in °F	-49	-40	-30	-20	-13	-10	0	10	14	20	30	40	41	45	50	59	68
Capacity in BTU/h							2423	3156	4048	4454	5120	6396	7897	8060	8740		
Power cons. in W							678	790	900	944	1010	1121	1235	1246	1293		
Current cons. in A							8.12	8.74	9.44	9.74	10.20	11.03	11.92	12.02	12.39		
EER in BTU/Wh							3.57	4.00	4.50	4.72	5.07	5.71	6.39	6.47	6.76		

EN 12900 Household (CECOMAF)* 115V, 60Hz, fan cooling F₂

Evap. temp. in °F	-49	-40	-30	-20	-13	-10	0	10	14	20	30	40	41	45	50	59	68
Capacity in W							799	925	1147	1409	1606	1715	2069	2474	2669		
Power cons. in W							689	739	815	894	946	974	1058	1147	1187		
Current cons. in A							8.12	8.40	8.87	9.39	9.77	9.97	10.60	11.28	11.60		
COP in W/W							1.16	1.25	1.41	1.58	1.70	1.76	1.95	2.16	2.25		



Accessories for	SC15MLX.2	Figure	Code number
Starting device assembly			
CSR	23.6 in. cable length	a3	117-7045
CSIR	23.6 in. cable length		-
Starting device components			
Starting relay	1/4 in. spade connect.	a2	117-7441
Start. capacitor 410 µF	1/4 in. spade connect.	c	117U5043
Run capacitor 23.5 µF	1/4 in. spade connect.	e	117-7114
Cover		b	117U1021 *)
Protector		f	117U3212 *)
Protector holder		h	117U0439 *)
*) Remarks: Cover, protector, protector holder parts of compressor			

Test conditions	ASHRAE MBP	EN 12900/CECOMAF*
Condensing temp.	130°F	113°F
Ambient temperature	95°F	90°F
Suction gas temp.	95°F	90°F
Liquid temperature	115°F	no subcooling

Mounting accessories		Code number
Bolt joint for one comp.	Ø: 5/8 in.	118-1917
Bolt joint in quantities	Ø: 5/8 in.	118-1918
Snap-on in quantities	Ø: 5/8 in.	118-1919

Danfoss can accept no responsibility for possible errors in catalogues, brochures and other printed material. Danfoss reserves the right to alter its products without notice. This also applies to products already on order provided that such alterations can be made without consequential changes being necessary in specifications already agreed. All trademarks in this material are property of the respective companies. Danfoss and the Danfoss logotype are trademarks of Danfoss A/S. All rights reserved.