

# SC18/18CL LBP/MBP Twin Compressor R404A/R507 220-240V 50Hz

## General

Code number	104L4090
Approvals	EN 60335-2-34
Compressors on pallet	18

## Application

Application	LBP/MBP		
Frequency	Hz	50	60
Evaporating temperature	°C	-45 to -5	-
Voltage range	V	198 - 254	-
Max. condensing temperature continuous (short)	°C	55 (60)	-
Max. winding temperature continuous (short)	°C	125 (135)	-

## Cooling requirements

Frequency	Hz	50			60		
Application		LBP	MBP	HBP	LBP	MBP	HBP
32°C		F <sub>2</sub>	F <sub>2</sub>	-	-	-	-
38°C		F <sub>2</sub>	F <sub>2</sub>	-	-	-	-
43°C		-	-	-	-	-	-
Remarks on application:							

## Motor

Motor type	CSR		
LRA (rated after 4 sec. UL984) *, HST   LST	A	2 x 20.0	-
Cut in Current *, HST   LST	A	2 x 20.0	-
Resistance, main   start winding (25°C)	Ω	3.7	14.1

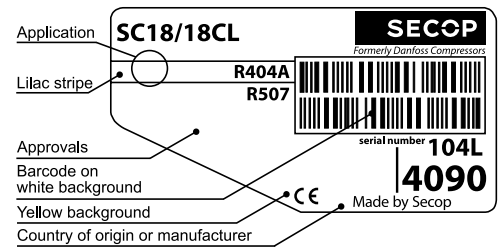
\* Operational current for the second compressor time-delayed.

## Design

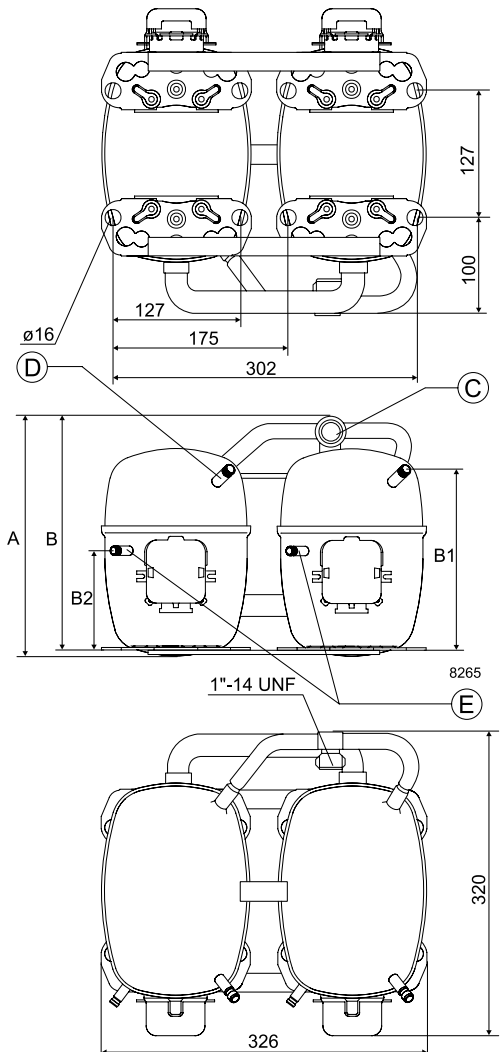
Displacement	cm <sup>3</sup>	2 x 17.69
Oil quantity (type)	cm <sup>3</sup>	1220 (polyolester)
Maximum refrigerant charge	g	2200
Free gas volume in compressor	cm <sup>3</sup>	2920
Weight without electrical equipment	kg	29.1

## Dimensions

Height	mm	A	259
		B	254
		B1	193
		B2	110
Suction connector (service valve)	location/I.D. mm	C	16   37°
Suction connector (solder connector)	location/I.D. mm	C	16   37°
Process connector	location/I.D. mm   angle	D	6.2   37°
	material   comment		Cu-plated steel   Al cap
Discharge connector	location/I.D. mm   angle	E	6.2   37°
	material   comment		Cu-plated steel   Al cap
Oil cooler connector	location/I.D. mm   angle	F	-
	material   comment		-
Connector tolerance	I.D. mm		±0.09
Remarks:			



- S = Static cooling normally sufficient
- O = Oil cooling
- F<sub>1</sub> = Fan cooling 1.5 m/s (compressor compartment temperature equal to ambient temperature)
- F<sub>2</sub> = Fan cooling 3.0 m/s necessary
- SG = Suction gas cooling normally sufficient
- = not applicable in this area

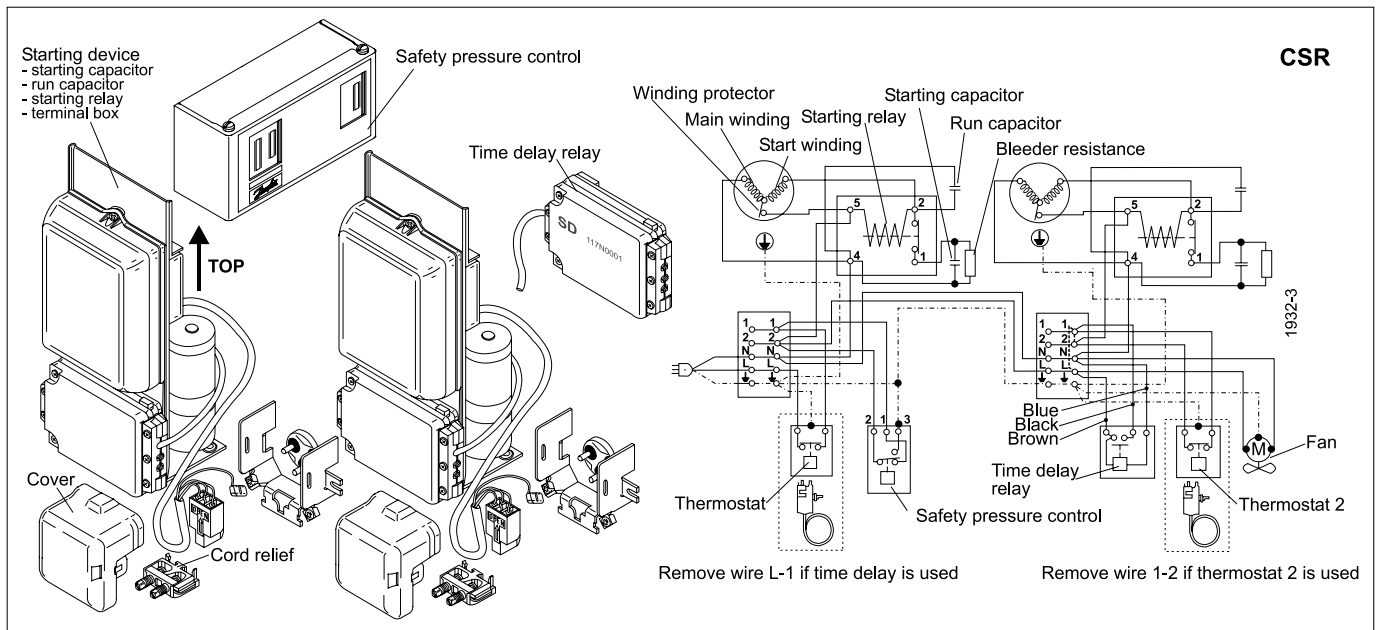


**EN 12900 Household (CECOMAF)** 220V, 50Hz, fan cooling F<sub>2</sub>

Evap. temp. in °C	-45	-40	-35	-30	-25	-23.3	-20	-15	-10	-6.7	-5	0	5	7.2	10	15	20
Capacity in W	333	541	789	1083	1430	1562	1836	2307	2849	3249	3469						
Power cons. in W	587	752	910	1068	1230	1286	1400	1585	1788	1935	2015						
Current cons. in A	5.22	5.59	6.04	6.58	7.21	7.44	7.92	8.72	9.61	10.24	10.58						
COP in W/W	0.57	0.72	0.87	1.01	1.16	1.21	1.31	1.46	1.59	1.68	1.72						

**ASHRAE LBP/MBP** 220V, 50Hz, fan cooling F<sub>2</sub>

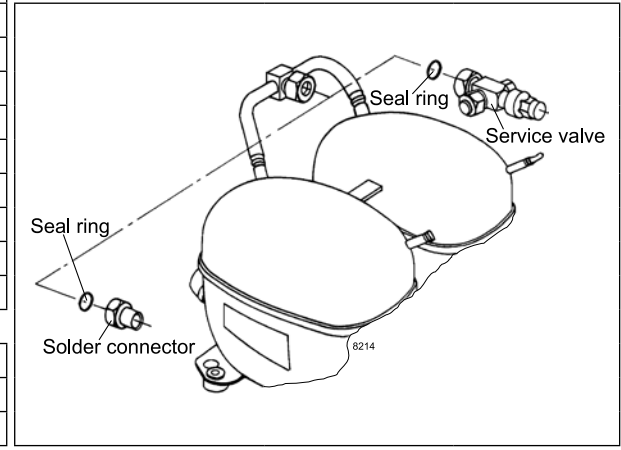
Evap. temp. in °C	-45	-40	-35	-30	-25	-23.3	-20	-15	-10	-6.7	-5	0	5	7.2	10	15	20
Capacity in W	386	627	915	1256	1660	1813	2133	2683	3317	3769	4043						
Power cons. in W	587	752	910	1068	1230	1286	1400	1585	1788	1935	2015						
Current cons. in A	5.22	5.59	6.04	6.58	7.21	7.44	7.92	8.72	9.61	10.24	10.58						
COP in W/W	0.66	0.83	1.00	1.18	1.35	1.41	1.52	1.69	1.85	1.95	2.01						



Accessories	SC18/18CL	pcs.	Code number
Starting device	470 mm cable length	2	117-7012
	550 mm cable length		117-7027
	650 mm cable length		117-7046
	1000 mm cable length		117-7040
Starting relay	6.3 mm spade connectors	2	-
Start. capacitor 80 µF	6.3 mm spade connectors	2	-
Cover		2	103N2009
Cord relief		2	103N1004
Time-delay relay		1	117N0001
Check valve (to be used with time-delay relay)		2	020-1014
Service valve	12 mm	1	-
Solder connector (alternative)	12 mm	1	-
Service valve	16 mm	1	118-7351
Solder connector (alternative)	16 mm	1	118-7405
Seal ring for service valve and solder connector		1	118-3638

Test conditions	EN 12900/CECOMAF	ASHRAE LBP/MBP
Condensing temperature	45°C	45°C
Ambient temperature	32°C	32°C
Suction gas temperature	32°C	32°C
Liquid temperature	no subcooling	32°C

Mounting accessories		pcs.	Code number
Bolt joint for one compressor	Ø: 16 mm	2	118-1917
Bolt joint in quantities	Ø: 16 mm	2	118-1918



Danfoss can accept no responsibility for possible errors in catalogues, brochures and other printed material. Danfoss reserves the right to alter its products without notice. This also applies to products already on order provided that such alterations can be made without subsequential changes being necessary in specifications already agreed. All trademarks in this material are property of the respective companies. Danfoss and the Danfoss logotype are trademarks of Danfoss A/S. All rights reserved.