

SC18G Universal Compressor R134a 115V 60Hz



General

Code number	104G7800
Approvals	UL984
Compressors on pallet	80

Application

Application	Hz	LBP/HBP	
		50	60
Frequency	Hz	50	60
Evaporating temperature	°F	-	-13 to 59
Voltage range	V	-	95 - 135
Max. condensing temperature continuous (short)	°F	-	140 (158)
Max. winding temperature continuous (short)	°F	-	257 (275)

Cooling requirements

Frequency	Hz	50			60		
		LBP	MBP	HBP	LBP	MBP	HBP
90°F		-	-	-	F ₂	F ₂	F ₂
100°F		-	-	-	F ₂	F ₂	F ₂
110°F		-	-	-	F ₂	F ₂	F ₂
Remarks on application: HBP: 103-127V/60Hz							

Motor

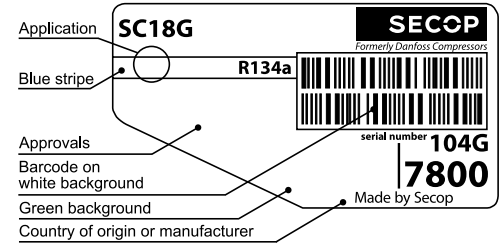
Motor type	CSIR		
LRA (rated after 4 sec. UL984), HST LST	A	53.0	-
Cut in Current, HST LST	A	53.0	-
Resistance, main start winding (77°F)	Ω	0.7	2.9

Design

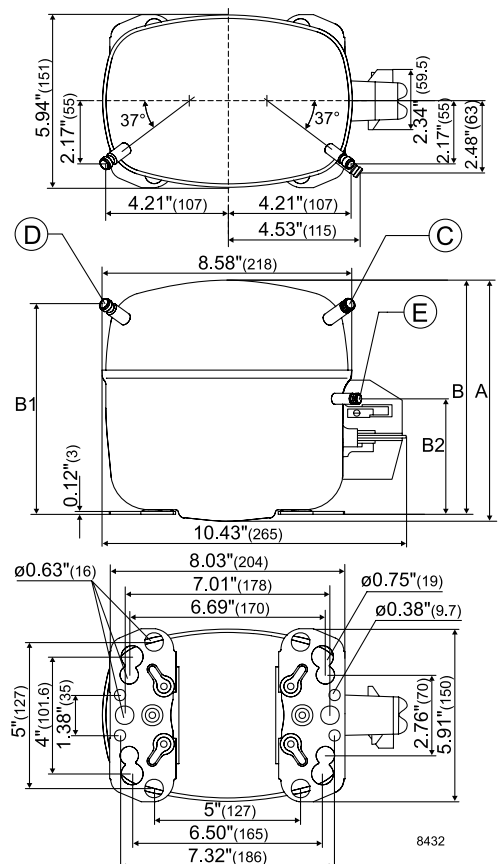
Displacement	cu.in	1.08
Oil quantity (type)	fl.oz.	20.3 (polyolester)
Maximum refrigerant charge	oz.	45.5
Free gas volume in compressor	fl.oz.	49.4
Weight without electrical equipment	lbs.	30.2

Dimensions

Height	inch	A	8.62
		B	8.39
Suction connector	location, I.D. in. angle	C	0.378-0.385 37°
		material comment	Cu-plated steel Al cap
Process connector	location, I.D. in. angle	D	0.252-0.259 37°
		material comment	Cu-plated steel Al cap
Discharge connector	location, I.D. in. angle	E	0.252-0.259 37°
		material comment	Cu-plated steel Al cap
Oil cooler connector	location, I.D. in. angle	F	-
		material comment	-
Remarks:			



- S = Static cooling normally sufficient
- O = Oil cooling
- F₁ = Fan cooling 1.5 m/s (compressor compartment temperature equal to ambient temperature)
- F₂ = Fan cooling 3.0 m/s necessary
- SG = Suction gas cooling normally sufficient
- = not applicable in this area



ASHRAE LBP

115V, 60Hz, fan cooling F₂

Evap. temp. in °F	-49	-40	-30	-20	-13	-10	0	10	20	23	30	40	41	45	50	59	68
Capacity in BTU/h					1142	1357	2112	2952	3908	4221	5008	6285	6423	6999	7768	9308	
Power cons. in W					374	404	504	599	691	718	780	868	877	912	956	1035	
Current cons. in A					6.56	6.71	7.24	7.80	8.41	8.59	9.05	9.72	9.79	10.07	10.43	11.11	
EER in BTU/Wh					3.06	3.35	4.19	4.93	5.66	5.88	6.42	7.24	7.33	7.67	8.13	8.99	

ASHRAE HBP

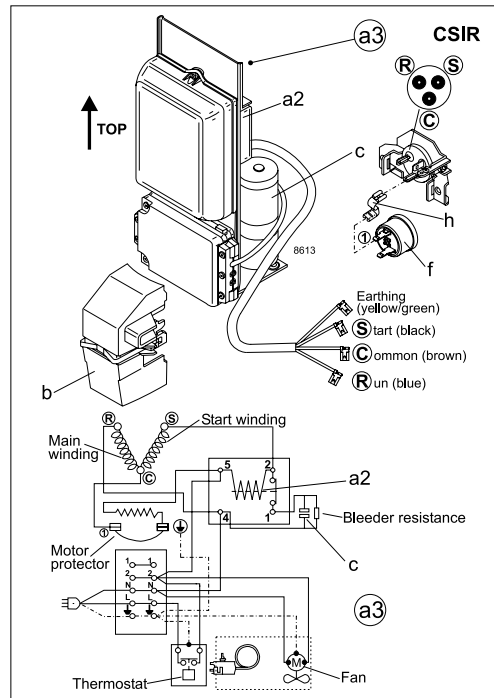
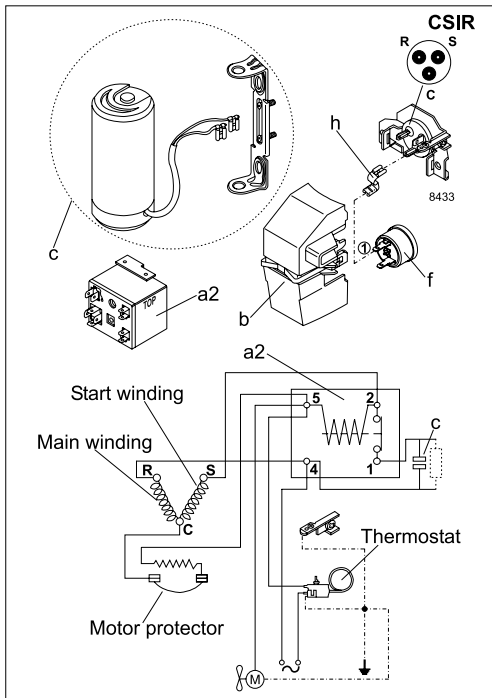
115V, 60Hz, fan cooling F₂

Evap. temp. in °F	-49	-40	-30	-20	-13	-10	0	10	20	23	30	40	41	45	50	59	68
Capacity in W					1015	1206	1877	2622	3469	3746	4443	5570	5693	6200	6878	8233	
Power cons. in W					374	404	504	599	691	718	780	868	877	912	956	1035	
Current cons. in A					6.56	6.71	7.24	7.80	8.41	8.59	9.05	9.72	9.79	10.07	10.43	11.11	
EER in BTU/Wh					2.72	2.98	3.73	4.38	5.02	5.22	5.70	6.42	6.49	6.80	7.20	7.95	

EN 12900 Household (CECOMAF)

115V, 60Hz, fan cooling F₂

Evap. temp. in °F	-49	-40	-30	-20	-13	-10	0	10	20	23	30	40	41	45	50	59	68
Capacity in W					264	315	495	695	921	995	1181	1481	1514	1648	1829	2187	
Power cons. in W					369	400	501	597	690	717	781	870	879	914	959	1039	
Current cons. in A					6.54	6.69	7.23	7.80	8.41	8.60	9.06	9.74	9.81	10.10	10.46	11.14	
COP in W/W					0.71	0.79	0.99	1.16	1.34	1.39	1.51	1.70	1.72	1.80	1.91	2.11	



Accessories for	SC18G	Figure	Code number
Starting device assembly			
CSR	23.6 in. cable length	a3	-
CSIR	23.6 in. cable length		117-7053
Starting device components			
Starting relay	1/4 in. spade connect.	a2	117-7441
Start. capacitor 410 µF	1/4 in. spade connect.	c	117U5042
Run capacitor 23.5 µF	1/4 in. spade connect.	e	-
Cover		b	117U1021 *)
Protector		f	117U3212 *)
Protector holder		h	117U0439 *)
*) Remarks: Cover, protector, protector holder parts of compressor			

Test conditions	ASHRAE MBP	EN 12900/CECOMAF*
Condensing temp.	130°F	131°F
Ambient temperature	95°F	90°F
Suction gas temp.	95°F	90°F
Liquid temperature	115°F	no subcooling

Mounting accessories		Code number
Bolt joint for one comp.	Ø: 5/8 in.	118-1917
Bolt joint in quantities	Ø: 5/8 in.	118-1918
Snap-on in quantities	Ø: 5/8 in.	118-1919

Danfoss can accept no responsibility for possible errors in catalogues, brochures and other printed material. Danfoss reserves the right to alter its products without notice. This also applies to products already on order provided that such alterations can be made without consequential changes being necessary in specifications already agreed. All trademarks in this material are property of the respective companies. Danfoss and the Danfoss logotype are trademarks of Danfoss A/S. All rights reserved.