

SC18MLX MBP Compressor R404A/R507 208-230V 60Hz



General

Code number	104L2138
Approvals	UL984
Compressors on pallet	80

Application

Application	LBP/MBP			
	Hz	50	60	
Frequency	Hz	50	60	
Evaporating temperature	°F	-	-10 to 45	
Voltage range	V	-	187 - 254	
Max. condensing temperature continuous (short)	°F	-	131 (140)	
Max. winding temperature continuous (short)	°F	-	257 (275)	

Cooling requirements

Frequency	Hz	50			60		
		LBP	MBP	HBP	LBP	MBP	HBP
90°F		-	-	-	-	F ₂	-
100°F		-	-	-	-	F ₂	-
110°F		-	-	-	-	F ₂	-
Remarks on application:							

Motor

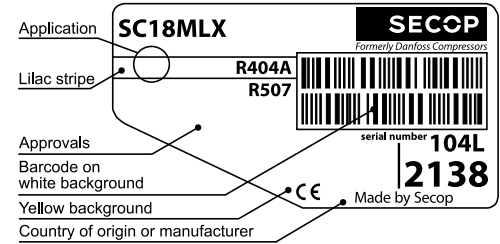
Motor type	CSR		
LRA (rated after 4 sec. UL984), HST LST	A	32.5	-
Cut in Current, HST LST	A	32.5	-
Resistance, main start winding (77°F)	Ω	2.0	6.6

Design

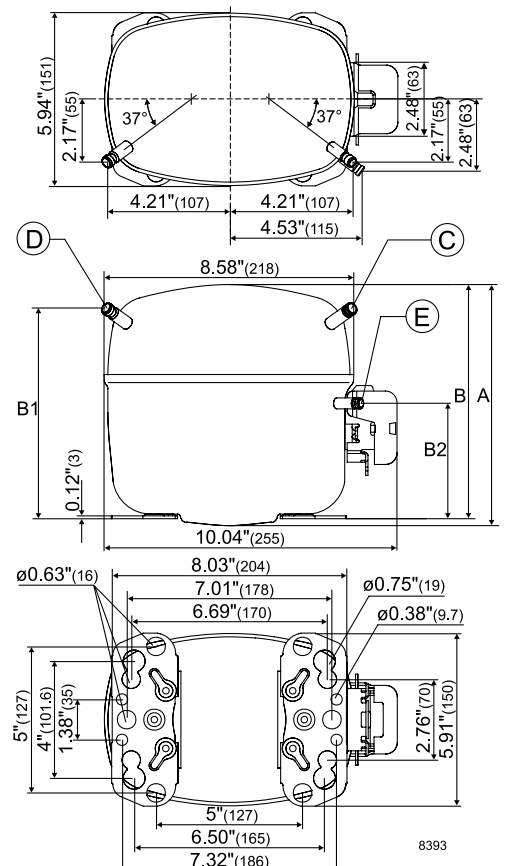
Displacement	cu.in	1.08
Oil quantity (type)	fl.oz.	20.3 (polyolester)
Maximum refrigerant charge	oz.	45.5
Free gas volume in compressor	fl.oz.	49.4
Weight without electrical equipment	lbs.	30.9

Dimensions

Height	inch	A	8.62
		B	8.39
Suction connector	location, I.D. in. angle	C	0.378-0.385 37°
		material comment	Cu-plated steel Al cap
Process connector	location, I.D. in. angle	D	0.252-0.259 37°
		material comment	Cu-plated steel Al cap
Discharge connector	location, I.D. in. angle	E	0.252-0.259 37°
		material comment	Cu-plated steel Al cap
Oil cooler connector	location, I.D. in. angle	F	-
		material comment	-
Remarks:			



- S = Static cooling normally sufficient
- O = Oil cooling
- F₁ = Fan cooling 1.5 m/s (compressor compartment temperature equal to ambient temperature)
- F₂ = Fan cooling 3.0 m/s necessary
- SG = Suction gas cooling normally sufficient
- = not applicable in this area



ASHRAE MBP

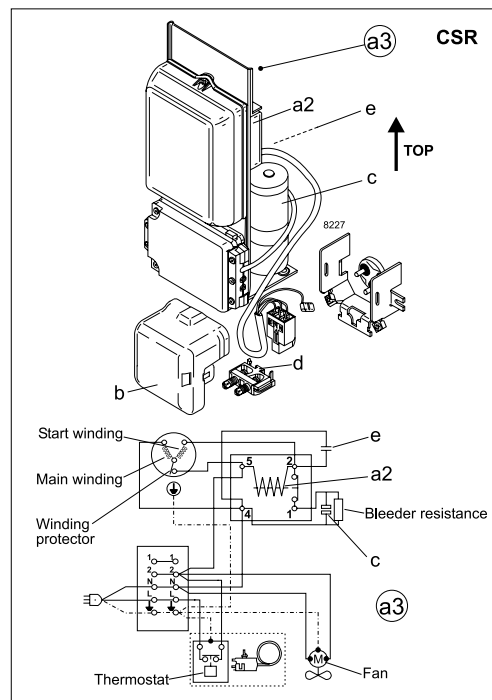
230V, 60Hz, fan cooling F₂

Evap. temp. in °F	-49	-40	-30	-20	-13	-10	0	10	14	20	30	40	41	45	50	59	68
Capacity in BTU/h						2997	3894	4984	5481	6296	7855	9691	9891	10722			
Power cons. in W						860	970	1080	1124	1191	1303	1419	1430	1478			
Current cons. in A						5.08	5.44	5.83	6.00	6.27	6.74	7.25	7.30	7.52			
EER in BTU/Wh						3.49	4.01	4.62	4.88	5.29	6.03	6.83	6.91	7.26			

EN 12900 Household (CECOMAF)*

230V, 60Hz, fan cooling F₂

Evap. temp. in °F	-49	-40	-30	-20	-13	-10	0	10	14	20	30	40	41	45	50	59	68
Capacity in W						985	1255	1583	1732	1975	2437	2976	3034	3276			
Power cons. in W						828	920	1013	1051	1108	1206	1307	1317	1359			
Current cons. in A						5.08	5.36	5.67	5.81	6.02	6.41	6.84	6.88	7.07			
COP in W/W						1.19	1.36	1.56	1.65	1.78	2.02	2.28	2.30	2.41			



Accessories for	SC18MLX (60Hz)	Figure	Code number
Starting device	18.5 in. cable length	a3	117-7065
Cover			
Starting relay		a2	Components of starting device
Start. capacitor 80 µF		c	
Run capacitor 10 µF		e	
Cord relief		d	103N1004

Test conditions	ASHRAE MBP	EN 12900/CECOMAF*
Condensing temperature	130°F	113°F
Ambient temperature	95°F	90°F
Suction gas temperature	95°F	90°F
Liquid temperature	115°F	no subcooling

Mounting accessories	Code number	
Bolt joint for one compressor	Ø: 5/8 in.	118-1917
Bolt joint in quantities	Ø: 5/8 in.	118-1918
Snap-on in quantities	Ø: 5/8 in.	118-1919

Danfoss can accept no responsibility for possible errors in catalogues, brochures and other printed material. Danfoss reserves the right to alter its products without notice. This also applies to products already on order provided that such alterations can be made without consequential changes being necessary in specifications already agreed. All trademarks in this material are property of the respective companies. Danfoss and the Danfoss logotype are trademarks of Danfoss A/S. All rights reserved.