

# TFS4.5FT Tropical Compressor R134a 115-127V 60Hz



## General

Code number	102G3433
Approvals	UL984
Compressors on pallet	125

## Application

Application	LBP	
Frequency	Hz	50      60
Evaporating temperature	°F	-      -31 to 14
Voltage range	V	-      95 - 135
Max. condensing temperature continuous (short)	°F	-      140 (158)
Max. winding temperature continuous (short)	°F	-      257 (257)

## Cooling requirements

Frequency	Hz	50			60		
Application		LBP	MBP	HBP	LBP	MBP	HBP
90°F		-	-	-	S	-	-
100°F		-	-	-	S	-	-
110°F		-	-	-	S	-	-
Remarks on application:							

## Motor


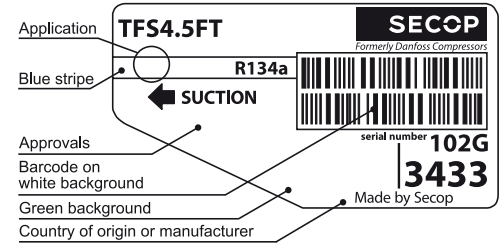
Motor type	RSIR	
LRA (rated after 4 sec. UL984), HST   LST	A	-      20.1
Cut in Current, HST   LST	A	-      20.1
Resistance, main   start winding (77°F)	Ω	3.3      8.8

## Design

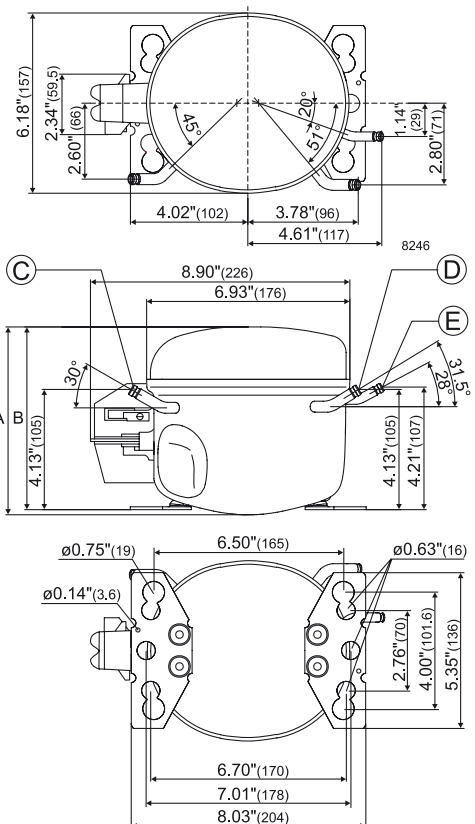
Displacement	cu.in	0.29
Oil quantity (type)	fl.oz.	6.1 (polyolester)
Maximum refrigerant charge	oz.	14.0
Free gas volume in compressor	fl.oz.	60.7
Weight without electrical equipment	lbs.	14.7

## Dimensions

Height	inch	A	6.81
		B	6.65
		B1	-
		B2	-
Suction connector	location, I.D. in.   angle	C	0.252-0.259   30°
	material   comment		Cu-plated steel   Rubber plug
Process connector	location, I.D. in.   angle	D	0.252-0.259   31.5°
	material   comment		Cu-plated steel   Rubber plug
Discharge connector	location, I.D. in.   angle	E	0.202-0.205   28°
	material   comment		Cu-plated steel   Rubber plug
Oil cooler connector	location, I.D. in.   angle	F	-
	material   comment		-
Remarks:			



- S = Static cooling normally sufficient
- O = Oil cooling
- F<sub>1</sub> = Fan cooling 1.5 m/s (compressor compartment temperature equal to ambient temperature)
- F<sub>2</sub> = Fan cooling 3.0 m/s necessary
- SG = Suction gas cooling normally sufficient
- = not applicable in this area



**ASHRAE LBP**

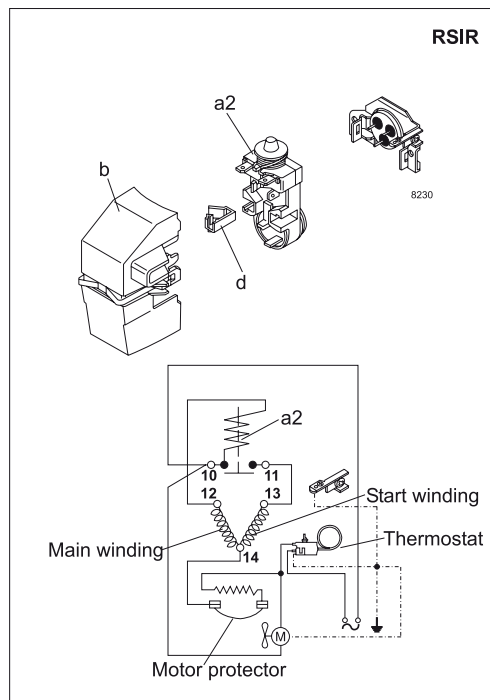
115V, 60Hz, static cooling

Evap. temp. in °F	-49	-40	-30	-20	-13	-10	0	10	14	20	30	40	41	45	50	59	68
Capacity in BTU/h			245	340	431	477	654	875	974								
Power cons. in W			90	108	121	127	148	172	182								
Current cons. in A			1.88	1.94	1.99	2.02	2.12	2.25	2.31								
EER in BTU/Wh			2.72	3.16	3.56	3.75	4.40	5.09	5.36								

**EN 12900 Household (CECOMAF)**

115V, 60Hz, static cooling

Evap. temp. in °F	-49	-40	-30	-20	-13	-10	0	10	14	20	30	40	41	45	50	59	68
Capacity in W			58	80	102	113	155	208	231								
Power cons. in W			90	108	121	127	148	172	182								
Current cons. in A			1.88	1.94	1.99	2.02	2.12	2.25	2.31								
COP in W/W			0.64	0.75	0.84	0.89	1.04	1.21	1.27								



Accessories for TFS4.5FT	Figure	Code number	Test conditions	ASHRAE LBP	EN 12900/CECOMAF
Starting relay (Klixon incl.)	a2	117U4113	Condensing temp.	130°F	131°F
Protector 3/4 in. Texas Instruments		MRP39AIL-6	Ambient temp.	90°F	90°F
Cover	b	117U1021	Suction gas temp.	90°F	90°F
Cord relief	d	117U0349	Liquid temperature	90°F	131°F

Mounting accessories	Code number
Bolt joint for one comp. Ø: 5/8 in.	118-1917
Bolt joint in quantities Ø: 5/8 in.	118-1918
Snap-on in quantities Ø: 5/8 in.	118-1919

Danfoss can accept no responsibility for possible errors in catalogues, brochures and other printed material. Danfoss reserves the right to alter its products without notice. This also applies to products already on order provided that such alterations can be made without subsequential changes being necessary in specifications already agreed. All trademarks in this material are property of the respective companies. Danfoss and the Danfoss logotype are trademarks of Danfoss A/S. All rights reserved.