

TL4.8CNX.2 LBP/MBP Compressor R290 115V 60Hz



General

Code number	102H3590
Approvals	UL984
Compressors on pallet	125

Application

Application	LBP/MBP			
	Hz	50	60	
Frequency	Hz	50	60	
Evaporating temperature	°F	-	-40 to 45	
Voltage range	V	-	95 - 135	
Max. condensing temperature continuous (short)	°F	-	131 (149)	
Max. winding temperature continuous (short)	°F	-	257 (275)	

Cooling requirements

Frequency	Hz	50			60		
		LBP	MBP	HBP	LBP	MBP	HBP
90°F		-	-	-	F ₂	F ₂	-
100°F		-	-	-	F ₂	F ₂	-
110°F		-	-	-	F ₂	F ₂	-
Remarks on application:							

Motor

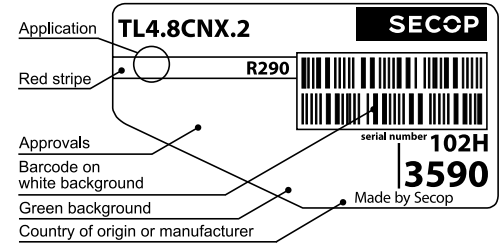
Motor type	CSIR		
LRA (rated after 4 sec. UL984), HST LST	A	18.5	-
Cut in Current, HST LST	A	18.5	-
Resistance, main start winding (77°F)	Ω	2.7	6.1

Design

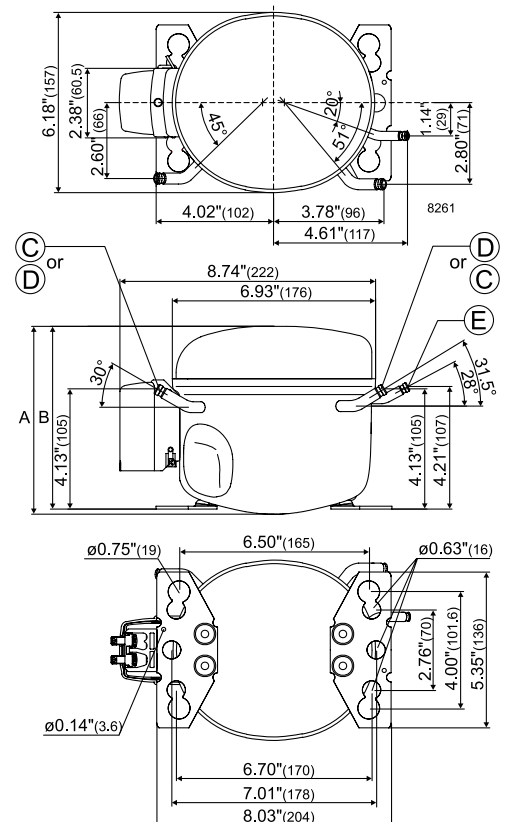
Displacement	cu.in	0.292
Oil quantity (type)	fl.oz.	9.5 (polyolester)
Maximum refrigerant charge	oz.	5.3
Free gas volume in compressor	fl.oz.	54.1
Weight without electrical equipment	lbs.	16.5

Dimensions

Height	inch	A	6.81
		B	6.65
		B1	-
		B2	-
Suction connector	location, I.D. in. angle	C	0.252-0.259 30°
	material comment		Cu-plated steel Al cap
Process connector	location, I.D. in. angle	D	0.252-0.259 31.5°
	material comment		Cu-plated steel Al cap
Discharge connector	location, I.D. in. angle	E	0.189-0.193 28°
	material comment		Cu-plated steel Al cap
Oil cooler connector	location, I.D. in. angle	F	-
	material comment		-
Remarks:			



- S = Static cooling normally sufficient
- O = Oil cooling
- F₁ = Fan cooling 1.5 m/s (compressor compartment temperature equal to ambient temperature)
- F₂ = Fan cooling 3.0 m/s necessary
- SG = Suction gas cooling normally sufficient
- = not applicable in this area



ASHRAE LBP

115V, 60Hz, static cooling

Evap. temp. in °F	-49	-40	-30	-20	-13	-10	0	10	14	20	30	32	40	41	45	50	59
Capacity in BTU/h		323	485	674	825	895	1152	1450	1582	1794	2189	2275	2641	2689	2889		
Power cons. in W		136	155	175	190	196	218	240	249	262	283	287	302	304	311		
Current cons. in A		2.16	2.26	2.37	2.47	2.51	2.66	2.82	2.89	2.99	3.15	3.18	3.31	3.32	3.38		
EER in BTU/Wh		2.37	3.13	3.86	4.35	4.56	5.28	6.04	6.36	6.85	7.75	7.94	8.74	8.85	9.28		

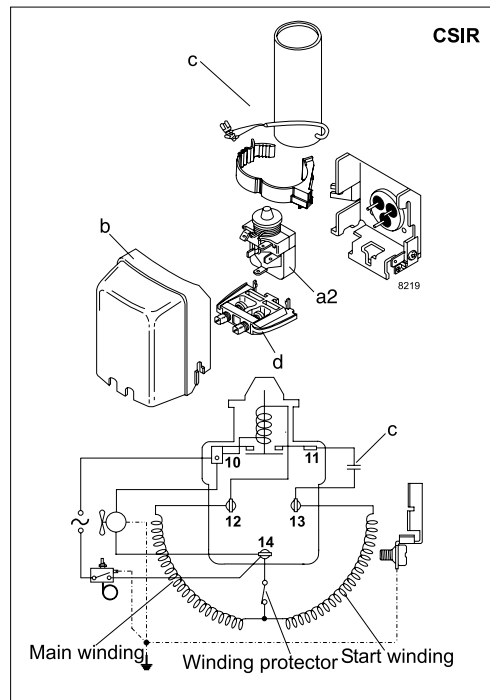
ASHRAE MBP/HBP

115V, 60Hz, static cooling

Evap. temp. in °F	-49	-40	-30	-20	-13	-10	0	10	14	20	30	32	40	41	45	50	59
Capacity in BTU/h		292	438	608	744	807	1039	1308	1426	1617	1973	2050	2378	2421	2601		
Power cons. in W		136	155	175	190	196	218	240	249	262	283	287	302	304	311		
Current cons. in A		2.16	2.26	2.37	2.47	2.51	2.66	2.82	2.89	2.99	3.15	3.18	3.31	3.32	3.38		
EER in BTU/Wh		2.14	2.83	3.48	3.93	4.12	4.77	5.45	5.73	6.18	6.98	7.15	7.87	7.97	8.36		

EN 12900 Household (CECOMAF)* 115V, 60Hz, static cooling

Evap. temp. in °F	-49	-40	-30	-20	-13	-10	0	10	14	20	30	32	40	41	45	50	59
Capacity in W		106	144	190	229	247	314	394	429	486	592	615	714	727	780		
Power cons. in W		136	153	171	183	189	207	225	232	242	258	261	271	272	277		
Current cons. in A		2.16	2.24	2.34	2.42	2.46	2.58	2.71	2.76	2.83	2.95	2.98	3.06	3.07	3.11		
COP in W/W		0.78	0.94	1.12	1.25	1.31	1.52	1.75	1.85	2.01	2.3	2.36	2.63	2.67	2.82		



Accessories for	TL4.8CNX.2	Figure	Code number
PTC starting device	1/4 in. spade connect.	a1	-
	3/16 in. spade connect.		-
Starting relay	1/4 in. spade connect.	a2	117U7005
Cover		b	103N2011
Start. capacitor 240 µF	1/4 in. spade connect.	c	117U5023
Cord relief		d	103N1010

Test conditions	ASHRAE LBP	ASHRAE MBP/HBP	EN 12900/CECOMAF*
Condensing temp.	130°F	130°F	113°F
Ambient temp.	90°F	90°F	90°F
Suction gas temp.	90°F	95°F	90°F
Liquid temperature	90°F	115°F	no subcooling

Mounting accessories	Code number
Bolt joint for one comp. Ø: 5/8 in.	118-1917
Bolt joint in quantities Ø: 5/8 in.	118-1918
Snap-on in quantities Ø: 5/8 in.	118-1919

Danfoss can accept no responsibility for possible errors in catalogues, brochures and other printed material. Danfoss reserves the right to alter its products without notice. This also applies to products already on order provided that such alterations can be made without substantial changes being necessary in specifications already agreed. All trademarks in this material are property of the respective companies. Danfoss and the Danfoss logotype are trademarks of Danfoss A/S. All rights reserved.