

TLX8.7KK.3 High Energy-optimized Compressor R600a 220-240V 50Hz

General

Code number	102H4947
Approvals	EN 60335-2-34 with Annex AA
Compressors on pallet	125

Application

Application	LBP		
	Hz	50	60
Frequency	Hz	50	60
Evaporating temperature	°C	-35 to -10	-
Voltage range	V	198 - 254	-
Max. condensing temperature continuous (short)	°C	60 (70)	-
Max. winding temperature continuous (short)	°C	105 (115)	-

Cooling requirements

Frequency	Hz	50			60		
		LBP	MBP	HBP	LBP	MBP	HBP
32°C		S	-	-	-	-	-
38°C		S	-	-	-	-	-
43°C		S	-	-	-	-	-
Remarks on application:							

Motor

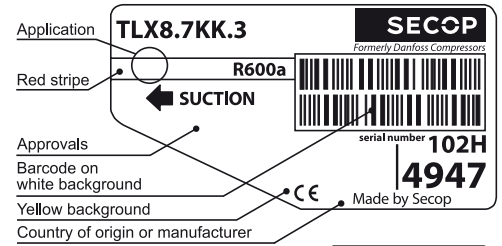
Motor type	RSCR		
LRA (rated after 4 sec. UL984), HST LST	A	-	3.6
Cut in Current, HST LST	A	-	8.4
Resistance, main start winding (25°C)	Ω	19.0	13.0

Design

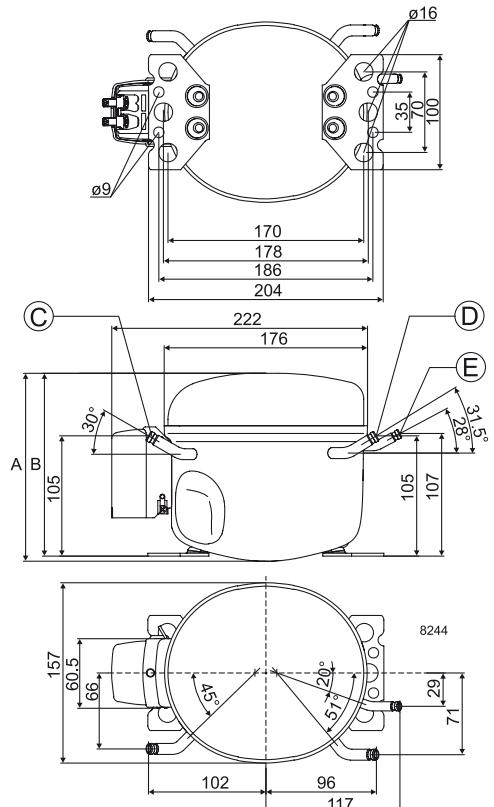
Displacement	cm ³	8.67
Oil quantity (type)	cm ³	180 (mineral)
Maximum refrigerant charge	g	150
Free gas volume in compressor	cm ³	1790
Weight without electrical equipment	kg	8.3

Dimensions

Height	mm	A	173
		B	169
		B1	-
		B2	-
Suction connector	location/I.D. mm angle	C	6.2 30°
		material comment	Cu-plated steel Al cap
Process connector	location/I.D. mm angle	D	6.2 31.5°
		material comment	Cu-plated steel Al cap
Discharge connector	location/I.D. mm angle	E	5.0 28°
		material comment	Cu-plated steel Al cap
Oil cooler connector	location/I.D. mm angle	F	-
		material comment	-
Connector tolerance	I.D. mm	±0.09, on 5.0 +0.12/+0.20	
Remarks:			



- S = Static cooling normally sufficient
- O = Oil cooling
- F₁ = Fan cooling 1.5 m/s (compressor compartment temperature equal to ambient temperature)
- F₂ = Fan cooling 3.0 m/s necessary
- SG = Suction gas cooling normally sufficient
- = not applicable in this area

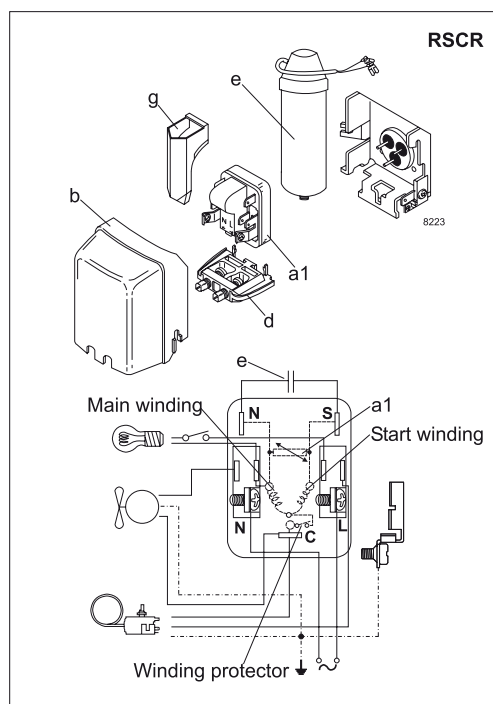


EN 12900 Household (CECOMAF) 220V, 50Hz, RC 4µF, ePTC consumption incl., static cooling

Evap. temp in °C	-45	-40	-35	-30	-25	-23.3	-20	-15	-10	-6.7	-5	0	5	7.2	10	15	20
Capacity in W			64.8	87.9	115	125	146	184	227								
Power cons. in W			65.7	76.9	87.7	91.4	98.7	110	123								
Current cons. in A			0.33	0.37	0.42	0.44	0.47	0.53	0.59								
COP in W/W			0.99	1.14	1.31	1.37	1.48	1.66	1.84								

ASHRAE LBP 220V, 50Hz, RC 4µF, ePTC consumption incl., static cooling

Evap. temp in °C	-45	-40	-35	-30	-25	-23.3	-20	-15	-10	-6.7	-5	0	5	7.2	10	15	20
Capacity in W			78.8	107	140	152	178	224	276								
Power cons. in W			65.7	76.9	87.7	91.4	98.7	110	123								
Current cons. in A			0.33	0.37	0.42	0.44	0.47	0.53	0.59								
COP in W/W			1.20	1.39	1.59	1.66	1.81	2.02	2.24								



Accessories for	TLX8.7KK.3	Figure	Code number
PTC starting device	6.3 mm spade connectors	a1	103N0016
	4.8 mm spade connectors		103N0021
ePTC starting device	4.8 mm spade connectors		103N0050
Cover		b	103N2010
Cord relief		d	103N1010
Run capacitor 4 µF (compulsory)	6.3 mm spade connectors	e	117-7117
	4.8 mm spade connectors		117-7119
Protection screen for PTC		g	103N0476

Test conditions	EN 12900/CECOMAF	ASHRAE
Condensing temperature	55°C	55°C
Ambient temperature	32°C	32°C
Suction gas temperature	32°C	32°C
Liquid temperature	no subcooling	32°C

Mounting accessories	Code number	
Bolt joint for one comp.	Ø: 16 mm	118-1917
Bolt joint in quantities	Ø: 16 mm	118-1918
Snap-on in quantities	Ø: 16 mm	118-1919

Danfoss can accept no responsibility for possible errors in catalogues, brochures and other printed material. Danfoss reserves the right to alter its products without notice. This also applies to products already on order provided that such alterations can be made without subsequential changes being necessary in specifications already agreed. All trademarks in this material are property of the respective companies. Danfoss and the Danfoss logotype are trademarks of Danfoss A/S. All rights reserved.