

Data Sheet

PLUS+1[®] Controllers

HMC 211-010 and HMC 211-012



Mobile machine management

HMC-211-010 and HMC-211-012 controllers are elements of the flexible, powerful, expandable, and affordable PLUS+1[®] family of mobile machine management products. These devices are general-purpose controllers that are equally suited for use as members of a distributed machine control system, with intelligence in every node, or as stand-alone controllers.

Product Highlights

Both controllers employ a Digital Signal Processor (DSP), providing the controllers with extremely fast single cycle processing speed and 128K internal flash. Both controllers feature an IP 69K front panel with a non-contact, step-less rotary input dial, non-contact pushbutton switch, and dual color LED. The HMC-211-012 has an application key that enables the use of Danfoss developed GUIDE machine control solutions. The same GUIDE HWD file is used with both controllers.



Application development

Users develop HMC-211-010 and HMC-211-012 applications with PLUS+1[®] GUIDE. This Microsoft[®] Windows[®] based development environment features a user-friendly, field proven, icon-based graphical programming tool, application downloader, and service/diagnostic tool.

Features

- User-programmable with PLUS+1[®] GUIDE (Graphical User Integrated Development Environment)
- 32 bit fixed-point DSP running at 150 MHz
- 12 bit analog-to-digital resolution
- IP 69K housing with the following human machine interfaces:
 - 1 non-contact push button switch (digital input)
 - 1 stepless non-contacting rotary switch (analog input)
 - 1 dual color (yellow/red) LED
- 9 to 36 Vdc supply power
- 1 CAN 2.0B port. The fixed range analog (AIN/ CANShield) pin may be configured as a shield pin
- 5 Vdc power supply for external sensors rated at 70 mA, monitored and regulated internally
- 18-pin DEUTSCH DT16-18S connector
- HMC-211-012 contains application key required to run Danfoss developed machine control application software
- CE compliant

7 Inputs

- 2 universal (DIN/AIN/FreqIN) that are user defined as either:
Digital: pull up (5 Vdc), pull down (0 Vdc) or pull to center (2.5 Vdc)
Analog: with user-defined ranges of either: 0 to 5.25 Vdc or 0 to 36 Vdc
Frequency: 1 Hz to 10 KHz
- 4 digital/analog (DIN/AIN) that are user defined as either:
Digital: pull up (5 Vdc), pull down (0 Vdc) or pull to center (2.5 Vdc)
Analog: with user defined ranges of either: 0 to 5.25 Vdc or 0 to 36 Vdc
- 1 fixed range analog (AIN/CAN shield) that is user defined as either a 0 to 5.25 Vdc range analog input or CAN shield pin

6 Outputs

- (2) universal (PWMOUT/DOUT/PVGOUT) that are user-defined as either:
Digital: (3 A), configurable as source or sink
PWM: (30 to 4000 Hz), configurable as open or closed loop with current control
Analog voltage: open loop PWM at 4000 Hz
- Any PWMOUT/DOUT/PVGOUT can be used to provide reference power to one PVG valve
- 4 Digital (DOUT) (2A) Configurable as source only

Specifications

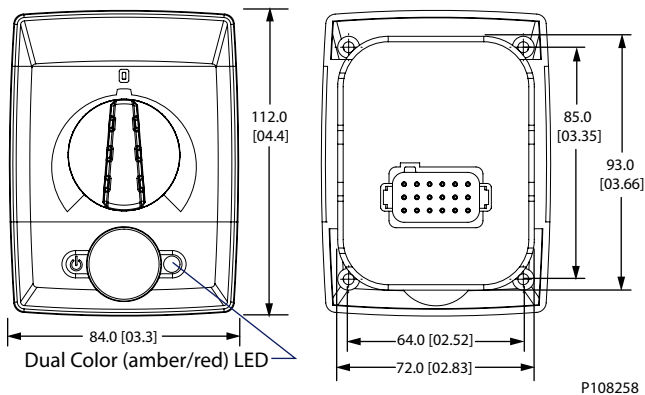
Product parameters

Supply voltage	9 to 36 Vdc
Operating temperature (ambient)	-40°C to 70°C [-40°F to 158°F]
Storage temperature	-40°C to 85°C [-40°F to 185°F]
Programming temperature	0°C to 70°C [32 °F to 158°F]
IP rating (with mating connector attached)	IP 69K (front) IP 67 (rear)
Weight	0.23 kg [0.50 lb]
Maximum current, sourcing	11.5 A
Maximum current, sinking	11.5 A

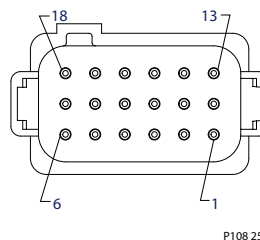
Dimensions and pin assignments

Mounting dimensions and pin assignments

Dimensions in mm [in]

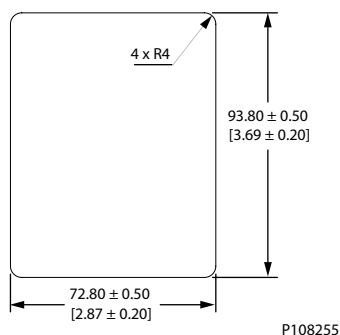


Pin connector



Pin	Controller function	Pin	Controller function
C1-P1	Power ground -	C1-P10	DIN/AIN
C1-P2	Power supply +	C1-P11	DIN/AIN
C1-P3	CAN +	C1-P12	DIN/AIN
C1-P4	CAN -	C1-P13	PWMOUT/DOUT/PVGOUT
C1-P5	AIN/CAN shield	C1-P14	PWMOUT/DOUT/PVGOUT*
C1-P6	5 Vdc sensor power +	C1-P15	DOUT
C1-P7	DIN/AIN/FreqIN	C1-P16	DOUT
C1-P8	DIN/AIN/FreqIN	C1-P17	DOUT
C1-P9	DIN/AIN	C1-P18	DOUT

Panel cutout



! CAUTION

This device is not field serviceable. Opening the device housing will void the warranty.

Use care when wiring mating connector. Pinouts listed are for device pins.

* Only one PWMOUT/DOUT/PVGOUT can be active at the same time.



Ordering information

Product part number

HMC 211-010	11071494
HMC 211-012	11071495

Related products part numbers

CG150 CAN/USB gateway	10104136
DEUTSCH mating connector bag assembly (16 to 20 AWG)	11012648
PLUS+1[®] GUIDE single user license	10101000
Panel mounting kit	11083012

Danfoss can accept no responsibility for possible errors in catalogues, brochures and other printed material. Danfoss reserves the right to alter its products without notice. This also applies to products already on order provided that such alterations can be made without changes being necessary in specifications already agreed.
All trademarks in this material are property of the respective companies. Danfoss and the Danfoss logotype are trademarks of Danfoss A/S. All rights reserved.