

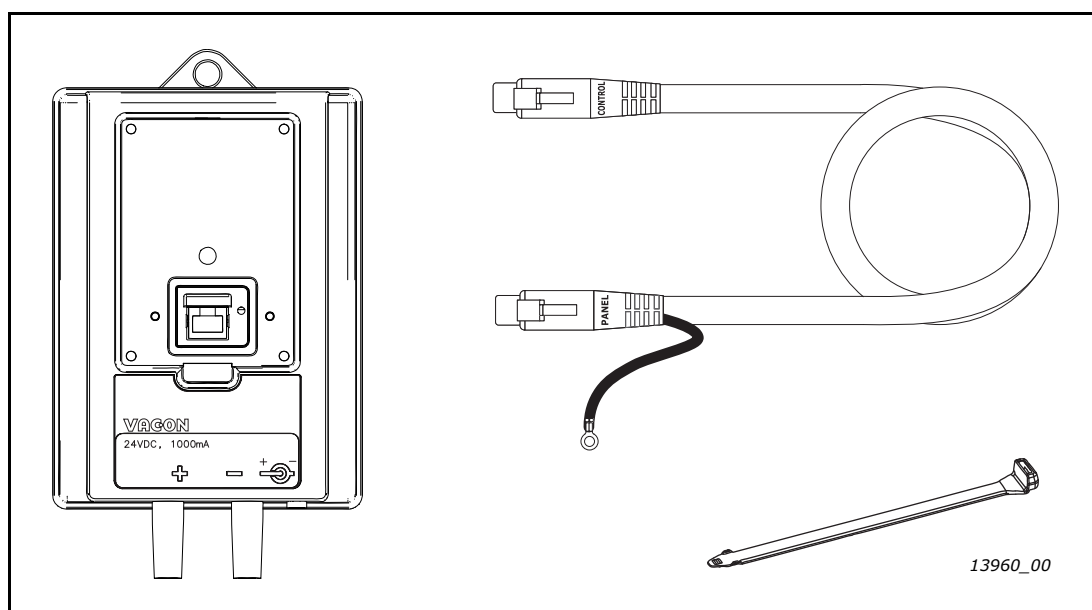
SOFTWARE SERVICE KIT FOR VACON® 100 - USER MANUAL

Kit order code: STL-EST10606

Introduction

The kit enables powering the control board without powering the whole device and enables control activities such as software loading and drive parametrisation.

For the installation, you need the following parts included in the delivery. **Make sure that you have received all the necessary parts!**



- Software service kit for VACON 100 (70CMC06359)
- RJ45 control panel cable, 3m (70CMR00264)
- Cable tie (MC00068)

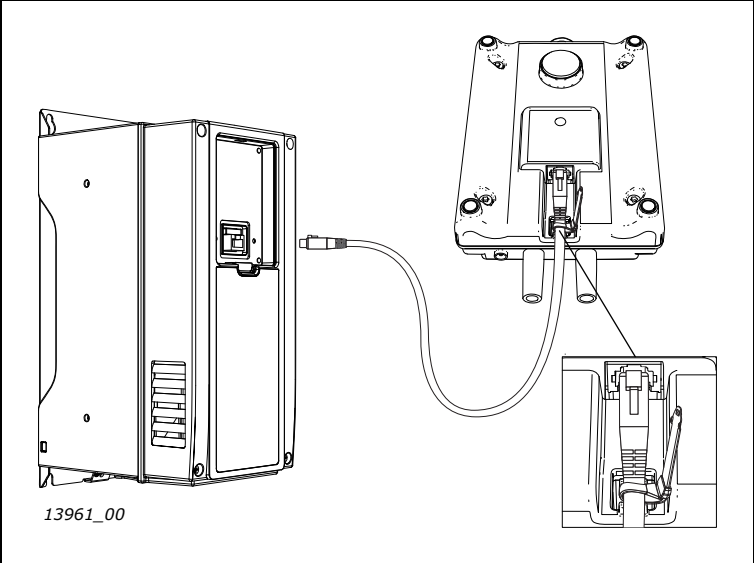
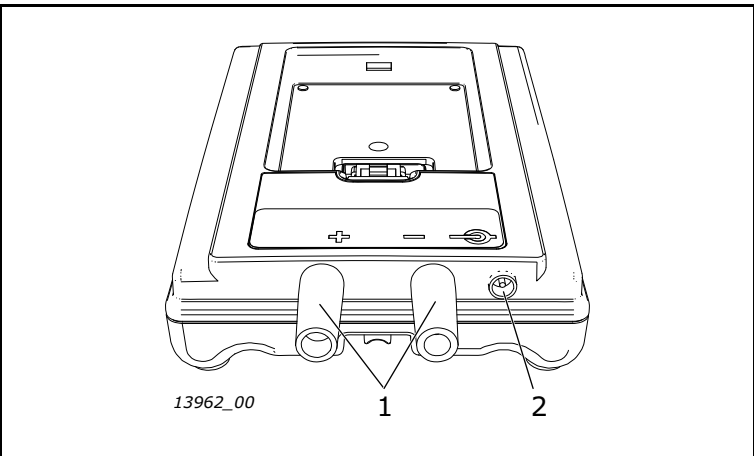
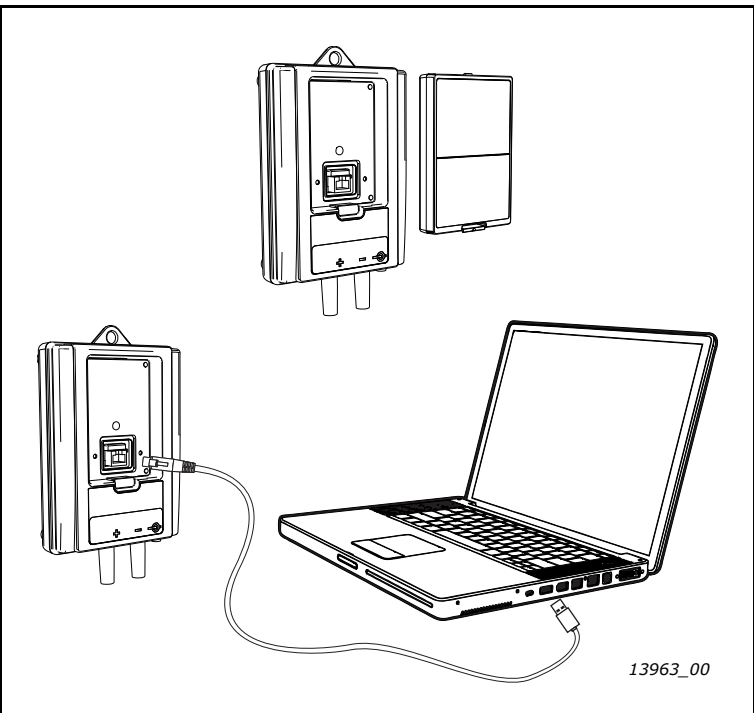
Requirements and compatibility

A 24V_{DC}, >1000mA power supply is required to use the software service kit. The power supply is not included in this delivery (one is available for example in adapter kit STL-EST12357).

The software service kit is compatible with drives starting with the serial numbers listed in the table below. Operation with older drives is not guaranteed and can result in failure.

Drive type	Manufacturing location	Serial number or manufacturing date
VACON 100 VACON 100 FLOW	Vaasa, Finland	V00000395388
	Suzhou, China	S00000266919
	Chambersburg, U.S.A.	C1334xxxxx
VACON 100 HVAC	Vaasa, Finland	V00000393927
	Suzhou, China	S00000268194
	Chambersburg, U.S.A.	C1331xxxxx
VACON 100 X	Merano, Italy	Drives manufactured in 2013 or newer

Using instructions

<p>1</p>	<p>Connect the supplied RJ45 control panel cable between the software service kit and the drive control unit.</p> <p>To prevent pulling to the cable, attach it to the service kit with the cable tie supplied in the kit.</p>	 <p>13961_00</p>
<p>2</p>	<p>Connect the 24V_{DC} power supply to the software service kit. Use the two screw connectors (1) or the 2.1/5.5 mm DC power jack (2).</p>	 <p>13962_00</p>
<p>3</p>	<p>The software service kit can be used with:</p> <ul style="list-style-type: none"> • Control panel or • PC connected to the tool with a USB cable (Vacon Live/Vacon Loader software is required). <p>Control panel operation and parameter settings are described in the VACON® 100 Application manual.</p> <p>Vacon Live and Vacon Loader software are available from www.vacon.com.</p> <p>The USB/RJ45 cable is available with order code CAB-USB/RS485.</p>	 <p>13963_00</p>