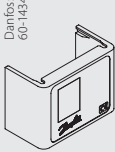
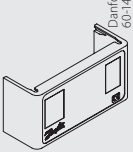


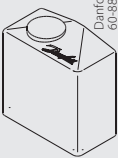
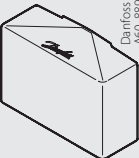
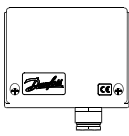
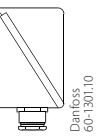
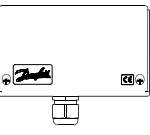
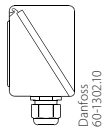
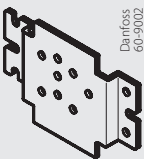


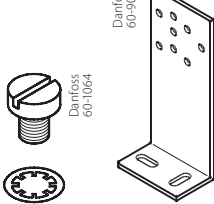



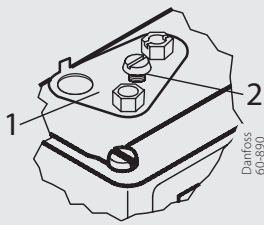

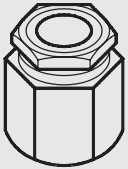


Spare parts and accessories

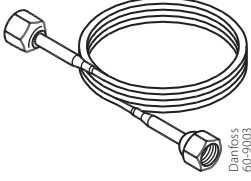
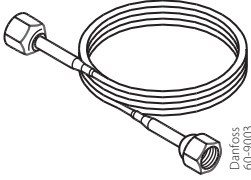
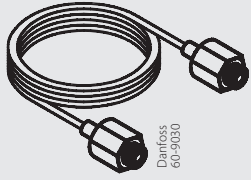
Pressure switch

KP

Description		Qty.	Code no.
 	Front cover for single switch	1	060-008666 ¹⁾
	Front cover for dual switch	1	060-011366 ¹⁾
 	Top cover for single switch		060-109766
	Top plate	1	
	Screw	2	
	Top cover for dual switch		060-109866
	Top plate	1	
	Screw	2	
 	Protective cap for single switch	1	060-003166
	Protective cap for dual switch	1	060-003266
 	IP55 Enclosure for single switch	1	060-033066
 	IP55 Enclosure for dual switch	1	060-035066
Wall bracket			060-105566
  	Bracket	1	
	Screw, M4 x 6	4	
	Washer	4	

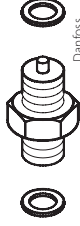



Description		Qty.	Code no.
   	Angle bracket		060-105666
	Bracket	1	
	Screw, M4 x 6	4	
	Washer	4	
	Locking plate with screw		060-018966
	Plate (1)	1	
	Screw (2)	1	
	Seal screw for locking plate	2	060-105766
	Screwed cable entry, Pg 13.5		060-105966
	Cable entry	1	
	Nut	1	

¹⁾ Can be used only if compliance with UL 353 is not needed.

Description	Code no. Multi pack		Code no. Industrial pack
Capillary tube, copper ¼ inch or 6 mm flare nut	21 mm tube "tail"		
	0.5 m	–	060-019066 ¹⁾
	1.0 m	060-004866	060-019166 ¹⁾
	1.5 m	–	060-019266 ¹⁾
	2.0 m	060-016366	060-019366 ¹⁾
	50 mm tube "tail"		
	0.5 m	–	060-007066 ¹⁾
	1.0 m	060-017166	060-007166 ²⁾
	1.5 m	–	060-007266 ¹⁾
	2.25 m	060-017666	–
	with Schraeder valve opener		
	0.5 m	–	060-000466 ¹⁾
	1.0 m	–	060-000566 ¹⁾
	1.5 m	060-002366	–
Capillary tube, steel not for NH ₃	¼ inch or 6 mm flare nut		
	1.0 m	060-016766	–
	1.5 m	060-016866	–
Capillary tube, steel for NH ₃	M10 × 0.75		
	1.0 m	060-007866	–
	G ¾ and M10 × 0.75		
	1.0 m	060-008266	–

¹⁾ 50 pcs.

²⁾ 40 pcs.

Description	Qty.	Code no.
	Nipple M10 × 0.75 / G ¾ A 060-010466	
	Nipple	1
	Alu gasket	2
	Cutting ring coupling for 6 mm steel tube	1 060B121066
	Weld nipple M10 × 0.75 for NH ₃ 060-005766	
	Union	1
	Nipple, OD 6 mm × 150 mm	1
	Alu gasket	1
	Damping device, ID = 0.3 mm	2 060-104866