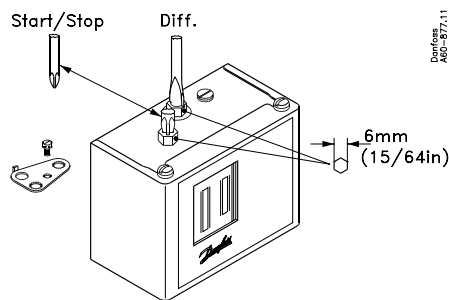
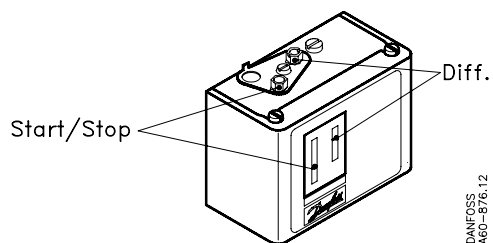
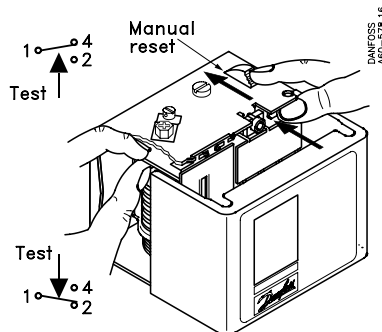
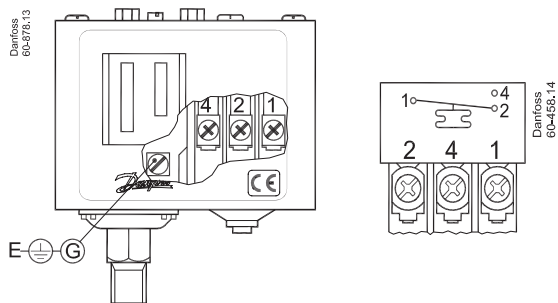


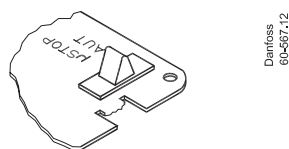


CAUTION:

Disconnect power supply before wiring connections are made or service to avoid possible electrical shock or damage to equipment.
Do never touch live parts with your fingers or with any tool.



Please note: scale in KP units is indicative only. For accurate setting or when using according to FM approval use additional pressure gauge to set the unit.



KP 36

060-548766

Electrical rating - General

LR 112A	AC 1: 16 A	400 V	DC 13
	AC 3: 16 A		12 W
	AC 15: 10 A		220 V

When used acc. to UL or FM regulations

Voltage		FL	LR	Resist. load	Pilot duty
AC	DC	A	A		
240	-	8	48	8 A	3 A
120	-	16	96	16 A	
-	240	-	-	-	12 W

Use copper wire only
Tightening torque 20 lb. in.

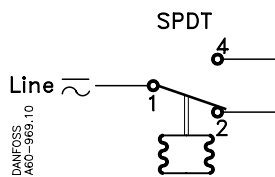
Contact system with standard AG contacts.
Single pole changeover switch (SPDT).

Alternating current:

- AC-1: 16 A, 400 V
- AC-3: 16 A, 400 V
- AC-15: 10 A, 400 V

Direct current:

- DC-13: 12 W, 220 V



Contact system with gold contacts.
Single pole changeover switch (SPDT): 1 – 30 mA, 5 – 30 V DC

Contact load when Au surface is burned away:

Alternating current:

- AC-1: 10 A, 400 V
- AC-3: 6 A, 400 V
- AC-15: 4 A, 400 V

Direct current:

- DC-13: 12 W, 220 V

