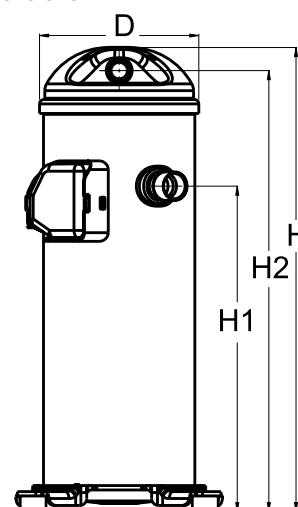


General Characteristics

Model number (on compressor nameplate)		DCJ091T7LC6
Code number for Singlepack*		121L5005
Code number for Industrial pack**		121L5004
Drawing number		OSR4109B1
Suction and discharge connections		Brazed
Suction connection		1-1/8" ODF
Discharge connection		7/8" ODF
Oil sight glass		None
Oil equalisation connection		None
Oil drain connection		None
LP gauge port		None
IPR valve		None
Swept volume		86.9 cm ³ /rev
Displacement @ Nominal speed	15.1 m ³ /h @ 2900 rpm - 18.3 m ³ /h @ 3500 rpm	
Net weight		49 kg
Oil charge		2.46 litre, PVE --
Maximum system test pressure Low Side / High side		- bar(g) / - bar(g)
Maximum differential test pressure		- bar
Maximum number of starts per hour		-
Refrigerant charge limit		7.26 kg
Approved refrigerants		R410A

Dimensions

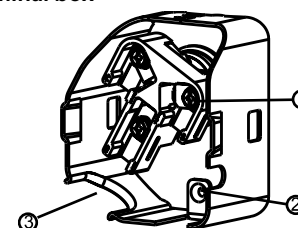


D=184 mm
H=565 mm
H1=404.7 mm
H2=537.8 mm
H3=- mm

Electrical Characteristics

Nominal voltage	575V/3/60Hz
Voltage range	517-633 V @ 60Hz
Winding resistance between phases 1-2 +/- 7% at 25°C	1.600 Ω
Winding resistance between phases 1-3 +/- 7% at 25°C	1.600 Ω
Winding resistance between phases 2-3 +/- 7% at 25°C	1.600 Ω
Rated Load Amps (RLA)	11.3 A
Maximum Continuous Current (MCC)	17.6 A
Locked Rotor Amps (LRA)	110 A
Motor protection	Internal overload protector

Terminal box



IP22

- 1: Screw connectors 10-32 UNF x 9.5
- 2: Earth connection
- 3: Power cable passage

Recommended Installation torques

Oil sight glass	0 Nm
Power connections / Earth connection	3 Nm / 2 Nm

Parts shipped with compressor

Mounting kit with grommets and sleeves
Initial oil charge
Installation instructions

Approvals : CE certified, UL certified (file SA11565), -

*Singlepack: Compressor in cardboard box

**Industrial pack: 12 Unboxed compressors on pallet (order per multiples of 12)

Rotolock accessories, suction side
Code no.

Solder sleeve, P02 (1-3/4" Rotolock, 1-1/8" ODF)	8153004
Angle adapter, C02 (1-3/4" Rotolock, 1-1/8" ODF)	8168005
Rotolock valve, V02 (1-3/4" Rotolock, 1-1/8" ODF)	8168028
Gasket, 1-3/4"	8156132

Rotolock accessories, discharge side
Code no.

Rotolock valve, V05 (1-1/4" Rotolock, 7/8" ODF)	8168030
Gasket, 1-3/4"	8156132

Rotolock accessories, sets
Code no.

Solder sleeve adapter set (1-3/4" Rotolock, 1-1/8" ODF), (1-1/4" Rotolock, 7/8" ODF)	120Z0125
Valve set, V02(1"3/4~1"1/8), V05(1"1/4~7/8")	120Z0403
Gasket set, 1", 1-1/4", 1-3/4", OSG gaskets black & white	8156009

Oil / lubricants
Code no.

PVE lubricant, 320HV (FVC68D), 1 litre can	120Z5034
--	----------

Crankcase heaters
Code no.

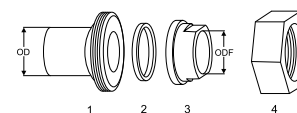
Belt type crankcase heater, 70 W, 230 V, UL	120Z5011
Belt type crankcase heater, 65 W, 230 V, CE mark, UL	120Z0059
Belt type crankcase heater, 65 W, 400 V, CE mark, UL	120Z0060
Belt type crankcase heater, 70 W, 460 V, UL	120Z5012
Belt type crankcase heater, 70 W, 575 V, UL	120Z5013

Miscellaneous accessories
Code no.

Discharge thermostat kit	7750009
IP54 upgrade kit	118U0057

Spare parts
Code no.

Mounting kit for 1 scroll compressor including 4 grommets, 4 sleeves, 4 bolts, 4 washers	120Z5064
Mounting kit, including 1 bolt, 1 sleeve, 1 washer	120Z5031
Oil sight glass with gaskets (black & white)	8156019
Gasket for oil sight glass (white teflon)	8156129
Terminal box cover	120Z5018

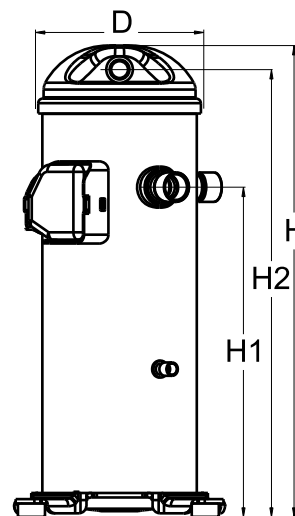
Solder sleeve adapter set


- 1: Rotolock adapter (Suc & Dis)
- 2: Gasket (Suc & Dis)
- 3: Solder sleeve (Suc & Dis)
- 4: Rotolock nut (Suc & Dis)

General Characteristics

Model number (on compressor nameplate)		DCJ091T7LC8
Code number for Singlepack*		121L5031
Code number for Industrial pack**		121L5030
Drawing number		OSR4110B1
Suction and discharge connections		Brazed
Suction connection		1-1/8" ODF
Discharge connection		7/8" ODF
Oil sight glass		None
Oil equalisation connection		1/2"
Oil drain connection		None
LP gauge port		None
IPR valve		None
Swept volume		86.9 cm ³ /rev
Displacement @ Nominal speed	15.1 m ³ /h @ 2900 rpm - 18.3 m ³ /h @ 3500 rpm	
Net weight		49 kg
Oil charge		2.46 litre, PVE --
Maximum system test pressure Low Side / High side		- bar(g) / - bar(g)
Maximum differential test pressure		- bar
Maximum number of starts per hour		-
Refrigerant charge limit		7.26 kg
Approved refrigerants		R410A

Dimensions

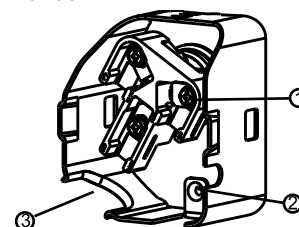


D=184 mm
H=565 mm
H1=404.7 mm
H2=537.8 mm
H3=- mm

Electrical Characteristics

Nominal voltage	575V/3/60Hz
Voltage range	517-633 V @ 60Hz
Winding resistance between phases 1-2 +/- 7% at 25°C	1.600 Ω
Winding resistance between phases 1-3 +/- 7% at 25°C	1.600 Ω
Winding resistance between phases 2-3 +/- 7% at 25°C	1.600 Ω
Rated Load Amps (RLA)	11.3 A
Maximum Continuous Current (MCC)	17.6 A
Locked Rotor Amps (LRA)	110 A
Motor protection	Internal overload protector

Terminal box



IP22

- 1: Screw connectors 10-32 UNF x 9.5
- 2: Earth connection
- 3: Power cable passage

Recommended Installation torques

Oil sight glass	0 Nm
Power connections / Earth connection	3 Nm / 2 Nm

Parts shipped with compressor

Mounting kit with grommets and sleeves
Initial oil charge
Installation instructions

Approvals : CE certified, UL certified (file SA11565), -

*Singlepack: Compressor in cardboard box

**Industrial pack: 12 Unboxed compressors on pallet (order per multiples of 12)

Rotolock accessories, suction side

Code no.

Solder sleeve, P02 (1-3/4" Rotolock, 1-1/8" ODF)	8153004
Angle adapter, C02 (1-3/4" Rotolock, 1-1/8" ODF)	8168005
Rotolock valve, V02 (1-3/4" Rotolock, 1-1/8" ODF)	8168028
Gasket, 1-3/4"	8156132

Rotolock accessories, discharge side

Code no.

Rotolock valve, V05 (1-1/4" Rotolock, 7/8" ODF)	8168030
Gasket, 1-3/4"	8156132

Rotolock accessories, sets

Code no.

Solder sleeve adapter set (1-3/4" Rotolock, 1-1/8" ODF), (1-1/4" Rotolock, 7/8" ODF)	120Z0125
Valve set, V02(1"3/4~1"1/8), V05(1"1/4~7/8")	120Z0403
Gasket set, 1", 1-1/4", 1-3/4", OSG gaskets black & white	8156009

Oil / lubricants

Code no.

PVE lubricant, 320HV (FVC68D), 1 litre can	120Z5034
--	----------

Crankcase heaters

Code no.

Belt type crankcase heater, 70 W, 230 V, UL	120Z5011
Belt type crankcase heater, 65 W, 230 V, CE mark, UL	120Z0059
Belt type crankcase heater, 65 W, 400 V, CE mark, UL	120Z0060
Belt type crankcase heater, 70 W, 460 V, UL	120Z5012
Belt type crankcase heater, 70 W, 575 V, UL	120Z5013

Miscellaneous accessories

Code no.

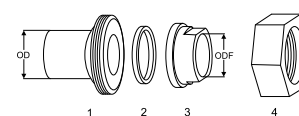
Discharge thermostat kit	7750009
IP54 upgrade kit	118U0057

Spare parts

Code no.

Mounting kit for 1 scroll compressor including 4 grommets, 4 sleeves, 4 bolts, 4 washers	120Z5064
Mounting kit, including 1 bolt, 1 sleeve, 1 washer	120Z5031
Terminal box cover	120Z5018

Solder sleeve adapter set



- 1: Rotolock adapter (Suc & Dis)
- 2: Gasket (Suc & Dis)
- 3: Solder sleeve (Suc & Dis)
- 4: Rotolock nut (Suc & Dis)

Performance data at 60 Hz, EN 12900 rating conditions
R410A

Cond. temp. in °C (tc)	Evaporating temperature in °C (to)								
	-30	-20	-10	-5	0	5	10	20	25

Cooling capacity in W

15	-	-	-	-	-	-	-	-	-
20	-	13 206	19 788	23 908	28 660	34 103	-	-	-
30	-	11 808	17 897	21 693	26 069	31 083	36 793	-	-
40	-	10 298	15 811	19 241	23 198	27 739	32 922	45 445	-
50	-	-	13 524	16 542	20 032	24 050	28 654	39 845	-
60	-	-	-	13 530	16 488	19 914	23 863	33 551	-
65	-	-	-	-	14 467	17 548	21 115	-	-

Power input in W

15	-	-	-	-	-	-	-	-	-
20	-	4 095	4 187	4 111	3 908	3 545	-	-	-
30	-	4 875	5 066	5 113	5 081	4 937	4 648	-	-
40	-	5 957	6 094	6 185	6 247	6 245	6 146	5 520	-
50	-	-	7 462	7 521	7 599	7 662	7 676	7 421	-
60	-	-	-	9 316	9 333	9 383	9 432	9 393	-
65	-	-	-	-	10 403	10 417	10 455	-	-

Current consumption in A

15	-	-	-	-	-	-	-	-	-
20	-	6.84	6.93	6.88	6.73	6.46	-	-	-
30	-	7.36	7.51	7.54	7.51	7.40	7.19	-	-
40	-	8.22	8.33	8.39	8.43	8.42	8.34	7.92	-
50	-	-	9.54	9.57	9.62	9.66	9.66	9.50	-
60	-	-	-	11.25	11.25	11.27	11.31	11.30	-
65	-	-	-	-	12.27	12.28	12.30	-	-

Mass flow in kg/h

15	-	-	-	-	-	-	-	-	-
20	-	249	364	435	516	608	-	-	-
30	-	244	359	430	512	604	709	-	-
40	-	236	352	423	504	597	701	953	-
50	-	-	342	413	493	586	690	940	-
60	-	-	-	400	480	571	675	923	-
65	-	-	-	-	472	563	666	-	-

Coefficient of performance (C.O.P.)

15	-	-	-	-	-	-	-	-	-
20	-	3.22	4.73	5.82	7.33	9.62	-	-	-
30	-	2.42	3.53	4.24	5.13	6.30	7.92	-	-
40	-	1.73	2.59	3.11	3.71	4.44	5.36	8.23	-
50	-	-	1.81	2.20	2.64	3.14	3.73	5.37	-
60	-	-	-	1.45	1.77	2.12	2.53	3.57	-
65	-	-	-	-	1.39	1.68	2.02	-	-

Nominal performance at to = 5 °C, tc = 50 °C

Cooling capacity	24 050	W
Power input	7 662	W
Current consumption	9.66	A
Mass flow	586	kg/h
C.O.P.	3.14	

Pressure switch settings

Maximum HP switch setting	45	bar(g)
Minimum LP switch setting	1.5	bar(g)
LP pump down setting	2.3	bar(g)

Sound power data

Sound power level	78	dB(A)
With acoustic hood	73	dB(A)

to: Evaporating temperature at dew point

tc: Condensing temperature at dew point

Rating conditions : Superheat = 10 K , Subcooling = 0 K

Tolerance according EN12900

Performance data at 60 Hz, ARI rating conditions

R410A

Cond. temp. in °C (tc)	Evaporating temperature in °C (to)								
	-30	-20	-10	-5	0	5	10	20	25

Cooling capacity in W

15	-	-	-	-	-	-	-	-	-
20	-	14 104	21 100	25 475	30 516	36 286	-	-	-
30	-	12 738	19 269	23 335	28 019	33 380	39 482	-	-
40	-	11 266	17 253	20 973	25 258	30 172	35 776	49 301	-
50	-	-	15 064	18 397	22 246	26 673	31 740	44 040	-
60	-	-	-	15 619	18 992	22 894	27 384	38 381	-
65	-	-	-	-	17 279	20 902	25 090	-	-

Power input in W

15	-	-	-	-	-	-	-	-	-
20	-	4 095	4 187	4 111	3 908	3 545	-	-	-
30	-	4 875	5 066	5 113	5 081	4 937	4 648	-	-
40	-	5 957	6 094	6 185	6 247	6 245	6 146	5 520	-
50	-	-	7 462	7 521	7 599	7 662	7 676	7 421	-
60	-	-	-	9 316	9 333	9 383	9 432	9 393	-
65	-	-	-	-	10 403	10 417	10 455	-	-

Current consumption in A

15	-	-	-	-	-	-	-	-	-
20	-	6.84	6.93	6.88	6.73	6.46	-	-	-
30	-	7.36	7.51	7.54	7.51	7.40	7.19	-	-
40	-	8.22	8.33	8.39	8.43	8.42	8.34	7.92	-
50	-	-	9.54	9.57	9.62	9.66	9.66	9.50	-
60	-	-	-	11.25	11.25	11.27	11.31	11.30	-
65	-	-	-	-	12.27	12.28	12.30	-	-

Mass flow in kg/h

15	-	-	-	-	-	-	-	-	-
20	-	247	362	432	512	604	-	-	-
30	-	242	357	428	508	600	704	-	-
40	-	235	350	420	501	592	696	945	-
50	-	-	340	410	490	581	685	933	-
60	-	-	-	397	477	567	670	916	-
65	-	-	-	-	469	559	661	-	-

Coefficient of performance (C.O.P.)

15	-	-	-	-	-	-	-	-	-
20	-	3.44	5.04	6.20	7.81	10.24	-	-	-
30	-	2.61	3.80	4.56	5.51	6.76	8.49	-	-
40	-	1.89	2.83	3.39	4.04	4.83	5.82	8.93	-
50	-	-	2.02	2.45	2.93	3.48	4.14	5.93	-
60	-	-	-	1.68	2.04	2.44	2.90	4.09	-
65	-	-	-	-	1.66	2.01	2.40	-	-

Nominal performance at to = 7.2 °C, tc = 54.4 °C

Cooling capacity	27 084	W
Power input	8 393	W
Current consumption	10.33	A
Mass flow	619	kg/h
C.O.P.	3.23	

Pressure switch settings

Maximum HP switch setting	45	bar(g)
Minimum LP switch setting	1.5	bar(g)
LP pump down setting	2.3	bar(g)

Sound power data

Sound power level	78	dB(A)
With acoustic hood	73	dB(A)

to: Evaporating temperature at dew point

tc: Condensing temperature at dew point

Rating conditions : Superheat = 11.1 K , Subcooling = 8.3 K

Tolerance according EN12900