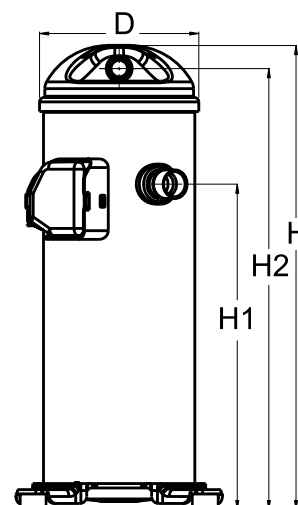


General Characteristics

Model number (on compressor nameplate)		DCJ106T9LC6
Code number for Singlepack*		121L5015
Code number for Industrial pack**		121L5014
Drawing number		OSR4109B1
Suction and discharge connections		Brazed
Suction connection		1-1/8" ODF
Discharge connection		7/8" ODF
Oil sight glass		None
Oil equalisation connection		None
Oil drain connection		None
LP gauge port		None
IPR valve		None
Swept volume		86.9 cm ³ /rev
Displacement @ Nominal speed		18.3 m ³ /h @ 3500 rpm
Net weight		49 kg
Oil charge		2.46 litre, PVE --
Maximum system test pressure Low Side / High side		- bar(g) / - bar(g)
Maximum differential test pressure		- bar
Maximum number of starts per hour		-
Refrigerant charge limit		7.26 kg
Approved refrigerants		R410A

Dimensions

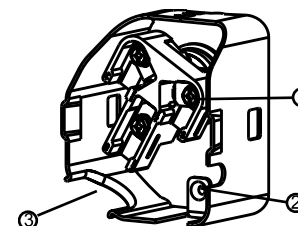


D=184 mm
H=565 mm
H1=404.7 mm
H2=537.8 mm
H3=- mm

Electrical Characteristics

Nominal voltage	380V/3/60Hz
Voltage range	342-418 V
Winding resistance between phases 1-2 +/- 7% at 25°C	0.700 Ω
Winding resistance between phases 1-3 +/- 7% at 25°C	0.700 Ω
Winding resistance between phases 2-3 +/- 7% at 25°C	0.700 Ω
Rated Load Amps (RLA)	19.2 A
Maximum Continuous Current (MCC)	30 A
Locked Rotor Amps (LRA)	155 A
Motor protection	Internal overload protector

Terminal box



IP22

- 1: Screw connectors 10-32 UNF x 9.5
- 2: Earth connection
- 3: Power cable passage

Recommended Installation torques

Oil sight glass	0 Nm
Power connections / Earth connection	3 Nm / 2 Nm

Parts shipped with compressor

Mounting kit with grommets and sleeves
Initial oil charge
Installation instructions

Approvals : CE certified, UL certified (file SA11565), -

*Singlepack: Compressor in cardboard box

**Industrial pack: 12 Unboxed compressors on pallet (order per multiples of 12)

Rotolock accessories, suction side
Code no.

Solder sleeve, P02 (1-3/4" Rotolock, 1-1/8" ODF)	8153004
Angle adapter, C02 (1-3/4" Rotolock, 1-1/8" ODF)	8168005
Rotolock valve, V02 (1-3/4" Rotolock, 1-1/8" ODF)	8168028
Gasket, 1-3/4"	8156132

Rotolock accessories, discharge side
Code no.

Rotolock valve, V05 (1-1/4" Rotolock, 7/8" ODF)	8168030
Gasket, 1-3/4"	8156132

Rotolock accessories, sets
Code no.

Solder sleeve adapter set (1-3/4" Rotolock, 1-1/8" ODF), (1-1/4" Rotolock, 7/8" ODF)	120Z0125
Valve set, V02(1"3/4~1"1/8), V05(1"1/4~7/8")	120Z0403
Gasket set, 1", 1-1/4", 1-3/4", OSG gaskets black & white	8156009

Oil / lubricants
Code no.

PVE lubricant, 320HV (FVC68D), 1 litre can	120Z5034
--	----------

Crankcase heaters
Code no.

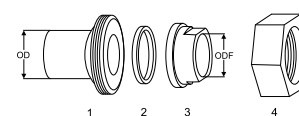
Belt type crankcase heater, 70 W, 230 V, UL	120Z5011
Belt type crankcase heater, 65 W, 230 V, CE mark, UL	120Z0059
Belt type crankcase heater, 65 W, 400 V, CE mark, UL	120Z0060
Belt type crankcase heater, 70 W, 460 V, UL	120Z5012
Belt type crankcase heater, 70 W, 575 V, UL	120Z5013

Miscellaneous accessories
Code no.

Discharge thermostat kit	7750009
IP54 upgrade kit	118U0057

Spare parts
Code no.

Mounting kit for 1 scroll compressor including 4 grommets, 4 sleeves, 4 bolts, 4 washers	120Z5064
Mounting kit, including 1 bolt, 1 sleeve, 1 washer	120Z5031
Oil sight glass with gaskets (black & white)	8156019
Gasket for oil sight glass (white teflon)	8156129
Terminal box cover	120Z5018

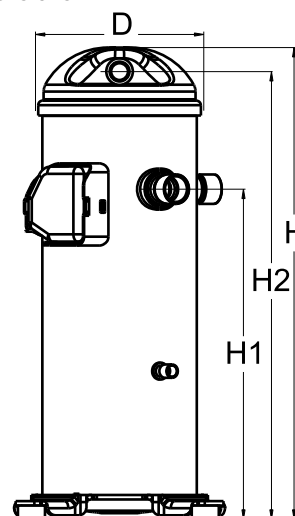
Solder sleeve adapter set


- 1: Rotolock adapter (Suc & Dis)
- 2: Gasket (Suc & Dis)
- 3: Solder sleeve (Suc & Dis)
- 4: Rotolock nut (Suc & Dis)

General Characteristics

Model number (on compressor nameplate)		DCJ106T9LC8
Code number for Singlepack*		121L5041
Code number for Industrial pack**		121L5040
Drawing number		OSR4110B1
Suction and discharge connections		Brazed
Suction connection		1-1/8" ODF
Discharge connection		7/8" ODF
Oil sight glass		None
Oil equalisation connection		1/2"
Oil drain connection		None
LP gauge port		None
IPR valve		None
Swept volume		86.9 cm ³ /rev
Displacement @ Nominal speed		18.3 m ³ /h @ 3500 rpm
Net weight		49 kg
Oil charge		2.46 litre, PVE --
Maximum system test pressure Low Side / High side		- bar(g) / - bar(g)
Maximum differential test pressure		- bar
Maximum number of starts per hour		-
Refrigerant charge limit		7.26 kg
Approved refrigerants		R410A

Dimensions

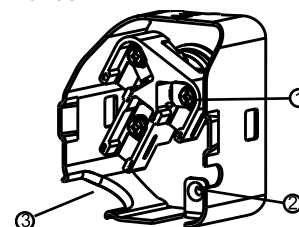


D=184 mm
H=565 mm
H1=404.7 mm
H2=537.8 mm
H3=- mm

Electrical Characteristics

Nominal voltage		380V/3/60Hz
Voltage range		342-418 V
Winding resistance between phases 1-2 +/- 7% at 25°C		0.700 Ω
Winding resistance between phases 1-3 +/- 7% at 25°C		0.700 Ω
Winding resistance between phases 2-3 +/- 7% at 25°C		0.700 Ω
Rated Load Amps (RLA)		19.2 A
Maximum Continuous Current (MCC)		30 A
Locked Rotor Amps (LRA)		155 A
Motor protection		Internal overload protector

Terminal box



IP22

- 1: Screw connectors 10-32 UNF x 9.5
- 2: Earth connection
- 3: Power cable passage

Recommended Installation torques

Oil sight glass		0 Nm
Power connections / Earth connection		3 Nm / 2 Nm

Parts shipped with compressor

Mounting kit with grommets and sleeves
Initial oil charge
Installation instructions

Approvals : CE certified, UL certified (file SA11565), -

*Singlepack: Compressor in cardboard box

**Industrial pack: 12 Unboxed compressors on pallet (order per multiples of 12)

Rotolock accessories, suction side

Code no.

Solder sleeve, P02 (1-3/4" Rotolock, 1-1/8" ODF)	8153004
Angle adapter, C02 (1-3/4" Rotolock, 1-1/8" ODF)	8168005
Rotolock valve, V02 (1-3/4" Rotolock, 1-1/8" ODF)	8168028
Gasket, 1-3/4"	8156132

Rotolock accessories, discharge side

Code no.

Rotolock valve, V05 (1-1/4" Rotolock, 7/8" ODF)	8168030
Gasket, 1-3/4"	8156132

Rotolock accessories, sets

Code no.

Solder sleeve adapter set (1-3/4" Rotolock, 1-1/8" ODF), (1-1/4" Rotolock, 7/8" ODF)	120Z0125
Valve set, V02(1"3/4~1"1/8), V05(1"1/4~7/8")	120Z0403
Gasket set, 1", 1-1/4", 1-3/4", OSG gaskets black & white	8156009

Oil / lubricants

Code no.

PVE lubricant, 320HV (FVC68D), 1 litre can	120Z5034
--	----------

Crankcase heaters

Code no.

Belt type crankcase heater, 70 W, 230 V, UL	120Z5011
Belt type crankcase heater, 65 W, 230 V, CE mark, UL	120Z0059
Belt type crankcase heater, 65 W, 400 V, CE mark, UL	120Z0060
Belt type crankcase heater, 70 W, 460 V, UL	120Z5012
Belt type crankcase heater, 70 W, 575 V, UL	120Z5013

Miscellaneous accessories

Code no.

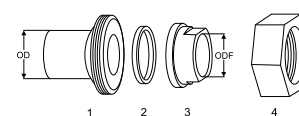
Discharge thermostat kit	7750009
IP54 upgrade kit	118U0057

Spare parts

Code no.

Mounting kit for 1 scroll compressor including 4 grommets, 4 sleeves, 4 bolts, 4 washers	120Z5064
Mounting kit, including 1 bolt, 1 sleeve, 1 washer	120Z5031
Terminal box cover	120Z5018

Solder sleeve adapter set



- 1: Rotolock adapter (Suc & Dis)
- 2: Gasket (Suc & Dis)
- 3: Solder sleeve (Suc & Dis)
- 4: Rotolock nut (Suc & Dis)

Performance data at 60 Hz, EN 12900 rating conditions
R410A

Cond. temp. in °C (tc)	Evaporating temperature in °C (to)							
	-30	-20	-10	-5	0	5	10	20

Cooling capacity in W

15	-	-	-	-	-	-	-	-	-
20	-	15 549	23 168	27 932	33 422	39 709	-	-	-
30	-	13 892	20 976	25 388	30 470	36 289	42 916	-	-
40	-	12 053	18 483	22 483	27 094	32 385	38 422	53 006	-
50	-	-	15 707	19 230	23 305	27 998	33 375	46 445	-
60	-	-	-	15 579	19 032	23 035	27 654	38 991	-
65	-	-	-	-	16 602	20 200	24 372	-	-

Power input in W

15	-	-	-	-	-	-	-	-	-
20	-	4 620	4 740	4 676	4 473	4 090	-	-	-
30	-	5 548	5 755	5 822	5 810	5 677	5 382	-	-
40	-	6 857	6 958	7 060	7 142	7 163	7 080	6 441	-
50	-	-	8 606	8 647	8 727	8 804	8 837	8 607	-
60	-	-	-	10 841	10 822	10 859	10 912	10 896	-
65	-	-	-	-	12 141	12 122	12 148	-	-

Current consumption in A

15	-	-	-	-	-	-	-	-	-
20	-	11.29	11.46	11.35	11.05	10.54	-	-	-
30	-	12.29	12.58	12.64	12.59	12.39	12.01	-	-
40	-	13.93	14.10	14.21	14.29	14.29	14.17	13.41	-
50	-	-	16.38	16.43	16.50	16.57	16.60	16.36	-
60	-	-	-	19.64	19.60	19.63	19.68	19.70	-
65	-	-	-	-	21.60	21.55	21.57	-	-

Mass flow in kg/h

15	-	-	-	-	-	-	-	-	-
20	-	293	426	507	600	707	-	-	-
30	-	286	420	503	597	704	826	-	-
40	-	276	411	493	588	695	817	1 109	-
50	-	-	396	479	573	680	802	1 094	-
60	-	-	-	459	553	659	780	1 071	-
65	-	-	-	-	540	647	767	-	-

Coefficient of performance (C.O.P.)

15	-	-	-	-	-	-	-	-	-
20	-	3.37	4.89	5.97	7.47	9.71	-	-	-
30	-	2.50	3.64	4.36	5.24	6.39	7.97	-	-
40	-	1.76	2.66	3.18	3.79	4.52	5.43	8.23	-
50	-	-	1.83	2.22	2.67	3.18	3.78	5.40	-
60	-	-	-	1.44	1.76	2.12	2.53	3.58	-
65	-	-	-	-	1.37	1.67	2.01	-	-

Nominal performance at to = 5 °C, tc = 50 °C

Cooling capacity	27 998	W
Power input	8 804	W
Current consumption	16.57	A
Mass flow	680	kg/h
C.O.P.	3.18	

Pressure switch settings

Maximum HP switch setting	45	bar(g)
Minimum LP switch setting	1.5	bar(g)
LP pump down setting	2.3	bar(g)

Sound power data

Sound power level	78	dB(A)
With acoustic hood	73	dB(A)

to: Evaporating temperature at dew point

tc: Condensing temperature at dew point

Rating conditions : Superheat = 10 K , Subcooling = 0 K

Tolerance according EN12900

Performance data at 60 Hz, ARI rating conditions
R410A

Cond. temp. in °C (tc)	Evaporating temperature in °C (to)								
	-30	-20	-10	-5	0	5	10	20	25

Cooling capacity in W

15	-	-	-	-	-	-	-	-	-
20	-	16 607	24 705	29 762	35 587	42 251	-	-	-
30	-	14 987	22 585	27 310	32 748	38 972	46 052	-	-
40	-	13 185	20 170	24 506	29 501	35 226	41 754	57 503	-
50	-	-	17 495	21 386	25 880	31 051	36 969	51 336	-
60	-	-	-	17 985	21 923	26 482	31 734	44 604	-
65	-	-	-	-	19 829	24 061	28 959	-	-

Power input in W

15	-	-	-	-	-	-	-	-	-
20	-	4 620	4 740	4 676	4 473	4 090	-	-	-
30	-	5 548	5 755	5 822	5 810	5 677	5 382	-	-
40	-	6 857	6 958	7 060	7 142	7 163	7 080	6 441	-
50	-	-	8 606	8 647	8 727	8 804	8 837	8 607	-
60	-	-	-	10 841	10 822	10 859	10 912	10 896	-
65	-	-	-	-	12 141	12 122	12 148	-	-

Current consumption in A

15	-	-	-	-	-	-	-	-	-
20	-	11.29	11.46	11.35	11.05	10.54	-	-	-
30	-	12.29	12.58	12.64	12.59	12.39	12.01	-	-
40	-	13.93	14.10	14.21	14.29	14.29	14.17	13.41	-
50	-	-	16.38	16.43	16.50	16.57	16.60	16.36	-
60	-	-	-	19.64	19.60	19.63	19.68	19.70	-
65	-	-	-	-	21.60	21.55	21.57	-	-

Mass flow in kg/h

15	-	-	-	-	-	-	-	-	-
20	-	291	423	504	596	702	-	-	-
30	-	284	418	499	593	699	820	-	-
40	-	274	408	490	584	690	811	1 101	-
50	-	-	394	476	569	676	796	1 085	-
60	-	-	-	456	549	655	775	1 063	-
65	-	-	-	-	537	642	762	-	-

Coefficient of performance (C.O.P.)

15	-	-	-	-	-	-	-	-	-
20	-	3.59	5.21	6.37	7.96	10.33	-	-	-
30	-	2.70	3.92	4.69	5.64	6.86	8.56	-	-
40	-	1.92	2.90	3.47	4.13	4.92	5.90	8.93	-
50	-	-	2.03	2.47	2.97	3.53	4.18	5.96	-
60	-	-	-	1.66	2.03	2.44	2.91	4.09	-
65	-	-	-	-	1.63	1.98	2.38	-	-

Nominal performance at to = 7.2 °C, tc = 54.4 °C

Cooling capacity	31 472	W
Power input	9 671	W
Current consumption	17.83	A
Mass flow	718	kg/h
C.O.P.	3.25	

Pressure switch settings

Maximum HP switch setting	45	bar(g)
Minimum LP switch setting	1.5	bar(g)
LP pump down setting	2.3	bar(g)

Sound power data

Sound power level	78	dB(A)
With acoustic hood	73	dB(A)

to: Evaporating temperature at dew point

tc: Condensing temperature at dew point

Rating conditions : Superheat = 11.1 K , Subcooling = 8.3 K

Tolerance according EN12900