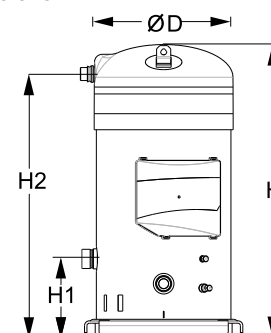


General Characteristics

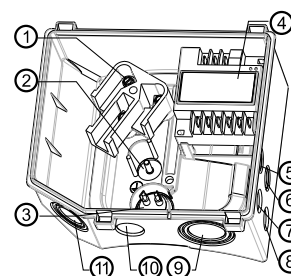
Model number (on compressor nameplate)	SY240A9PBE	SY240A9CBE
Code number for Singlepack*	SY240A9PBI	SY240A9CBI
Code number for Industrial pack**	SY240A9PBM	SY240A9CBM
Drawing number	8556098b	8556092b
Suction and discharge connections	Rotolock	Brazed
Suction connection	2-1/4" Rotolock	1-5/8" ODF
Discharge connection	1-3/4" Rotolock	1-1/8" ODF
Suction connection with supplied sleeve	1-5/8" ODF	
Discharge connection with supplied sleeve	1-1/8" ODF	
Oil sight glass	Threaded	Threaded
Oil equalisation connection	1/2" flare	1/2" flare
Oil drain connection	1/4" flare	1/4" flare
LP gauge port	Schrader	Schrader
IPR valve	Yes	Yes
Reverse rotation protection	Electronic module	Electronic module
Swept volume	347.8 cm ³ /rev	
Displacement @ Nominal speed	73.0 m ³ /h @ 3500 rpm	
Net weight	150 kg	
Oil charge	8 litre, POE - 320SZ	
Maximum system test pressure Low Side / High side	20 bar(g) / 32 bar(g)	
Maximum differential test pressure	24 bar	
Maximum number of starts per hour	12	
Refrigerant charge limit	16 kg	
Approved refrigerants	R22, R407C, R134a	

Dimensions


D=344 mm
H=726.9 mm
H1=195.7 mm
H2=654 mm
H3=- mm

Electrical Characteristics

Nominal voltage	380V/3/60Hz
Voltage range	342-418 V
Winding resistance (between phases) +/- 7% at 25°C	0.421 Ω
Rated Load Amps (RLA)	44.3 A
Maximum Continuous Current (MCC)	62 A
Locked Rotor Amps (LRA)	260 A
Motor protection	Electronic protection module, 115/230 V

Terminal box


IP54 (with cable gland)

- 1: Power connection, 3 x 4.8 mm (3/16")
- 2: Earth M5
- 3: Thermistor connector
- 4: Electronic protection module
- 5: Double knock-out Ø 22.5 mm (7/8") & Ø 16.5 mm (0.65")
- 6: Double knock-out Ø 22.5 mm (7/8") & Ø 16.5 mm (0.65")
- 7: Knock-out Ø 20.7 mm (0.81")
- 8: Knock-out Ø 20.7 mm (0.81")
- 9: Triple knock-out Ø 50.8 mm (2") & Ø 43.7 mm (1.72") & Ø 34.5 mm (1.35")
- 10: Knock-out Ø 25.5 mm (1.00")
- 11: Triple knock-out Ø 40.5 mm (1.59") & Ø 32.2 mm (1.27") & Ø 25.5 mm (1")

Recommended Installation torques

Suction Rotolock nut or valve	130 Nm
Discharge Rotolock nut or valve	110 Nm
Oil sight glass	50 Nm
Power connections / Earth connection	3 Nm / 2 Nm
Mounting bolts	40 Nm

Parts shipped with compressor

Mounting kit with grommets and sleeves
Electronic protection module mounted in terminal box
Initial oil charge
Installation instructions

Approvals : CE certified, UL certified (file SA6873), -

*Singlepack: Compressor in cardboard box

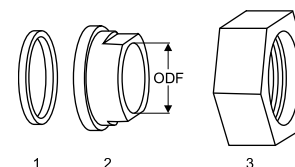
**Industrial pack: 4 Unboxed compressors on pallet (order per multiples of 4)

Rotolock accessories, suction side

Code no.

Solder sleeve, P03 (2-1/4" Rotolock, 1-5/8" ODF)	8153006
Rotolock valve, V03 (2-1/4" Rotolock, 1-5/8" ODF)	8168026
Gasket, 2-1/4"	8156133

Gaskets, sleeves and nuts



- 1: Gasket
- 2: Solder sleeve
- 3: Rotolock nut

Rotolock accessories, discharge side

Code no.

Solder sleeve, P02 (1-3/4" Rotolock, 1-1/8" ODF)	8153004
Angle adapter, C02 (1-3/4" Rotolock, 1-1/8" ODF)	8168005
Rotolock valve, V02 (1-3/4" Rotolock, 1-1/8" ODF)	8168028
Gasket, 1-3/4"	8156132

Rotolock accessories, sets

Code no.

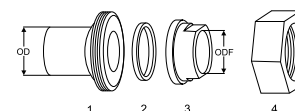
Solder sleeve adapter set, (2-1/4" Rotolock, 1-5/8" ODF), (1-3/4" Rotolock, 1"1/8 ODF)	7765028
Valve set, V03 (2-1/4"~1-5/8"), V02 (1-3/4"~1-1/8")	7703383
Gasket set, 1-1/4", 1-3/4", 2-1/4", OSG gaskets black & white	8156013

Oil / lubricants

Code no.

POE lubricant, 320SZ, 1 litre can	7754121
POE lubricant, 320SZ, 2.5 litre can	120Z0572

Solder sleeve adapter set



- 1: Rotolock adapter (Suc & Dis)
- 2: Gasket (Suc & Dis)
- 3: Solder sleeve (Suc & Dis)
- 4: Rotolock nut (Suc & Dis)

Crankcase heaters

Code no.

Surface sump heater + bottom insulation, 80 W, 24 V, CE mark, UL	120Z0359
Surface sump heater + bottom insulation, 80 W, 400 V, CE mark, UL	120Z0373
Belt type crankcase heater, 130 W, 400 V, CE mark, UL	7773123

Miscellaneous accessories

Code no.

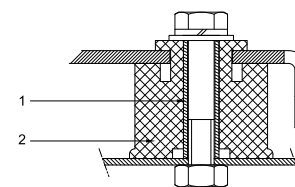
Acoustic hood for scroll compressor S240-S300	7755016
Bottom insulation for scroll compressor	120Z0355
Discharge thermostat kit	7750009

Spare parts

Code no.

Electronic motor protection module, 110-240 V	120Z0585
Mounting kit for 1 scroll compressor including 4 grommets, 4 sleeves	8156144
Mounting kit for 1 scroll compressor including 4 grommets, 4 sleeves, 2 rotolock nuts, 2 solder sleeves, 2 gaskets	8156148
Oil sight glass with gaskets (black & white)	8156019
Gasket for oil sight glass (white teflon)	8156129
Terminal box 210 x 190 incl. cover	120Z0458
T block connector 60 x 75 mm	8173021

Mounting kit



- 1: Sleeve (4x)
 - 2: Grommet (4x)
- Bolts, nuts and washers not included

Performance data at 60 Hz, EN 12900 rating conditions

R22

Cond. temp. in °C (tc)	Evaporating temperature in °C (to)							
	-20	-15	-10	-5	0	5	10	15

Cooling capacity in W

30	30 265	37 690	46 345	56 361	67 873	81 013	95 915	112 713	-
35	28 748	35 931	44 288	53 952	65 056	77 734	92 118	108 341	-
40	27 163	34 082	42 121	51 412	62 088	74 282	88 126	103 754	-
45	-	32 160	39 860	48 757	58 984	70 673	83 955	98 965	-
50	-	-	37 521	46 004	55 760	66 921	79 620	93 989	-
55	-	-	-	43 165	52 429	63 041	75 134	88 839	-
60	-	-	-	-	49 005	59 045	70 508	83 524	-
65	-	-	-	-	-	54 941	65 749	78 050	-

Power input in W

30	12 663	12 864	13 132	13 474	13 897	14 407	15 011	15 716	-
35	13 978	14 174	14 430	14 753	15 149	15 625	16 187	16 844	-
40	15 402	15 602	15 854	16 165	16 543	16 993	17 522	18 138	-
45	-	17 163	17 420	17 728	18 095	18 528	19 032	19 615	-
50	-	-	19 145	19 458	19 823	20 246	20 733	21 292	-
55	-	-	-	21 372	21 743	22 164	22 643	23 185	-
60	-	-	-	-	23 871	24 299	24 777	25 312	-
65	-	-	-	-	-	26 668	27 153	27 688	-

Current consumption in A

30	27.57	27.90	28.21	28.53	28.93	29.45	30.14	31.03	-
35	29.32	29.73	30.12	30.54	31.04	31.66	32.46	33.46	-
40	31.30	31.76	32.20	32.68	33.24	33.92	34.78	35.87	-
45	-	34.09	34.55	35.05	35.63	36.34	37.23	38.36	-
50	-	-	37.29	37.76	38.33	39.03	39.92	41.04	-
55	-	-	-	40.94	41.45	42.10	42.95	44.03	-
60	-	-	-	-	45.10	45.67	46.44	47.44	-
65	-	-	-	-	-	49.85	50.49	51.38	-

Mass flow in kg/h

30	650	800	970	1 165	1 386	1 636	1 917	2 231	-
35	642	792	963	1 158	1 379	1 629	1 909	2 223	-
40	632	782	953	1 148	1 369	1 618	1 898	2 211	-
45	-	771	941	1 136	1 356	1 604	1 883	2 195	-
50	-	-	928	1 121	1 341	1 588	1 866	2 176	-
55	-	-	-	1 105	1 323	1 569	1 845	2 154	-
60	-	-	-	-	1 303	1 547	1 821	2 128	-
65	-	-	-	-	-	1 522	1 794	2 099	-

Coefficient of performance (C.O.P.)

30	2.39	2.93	3.53	4.18	4.88	5.62	6.39	7.17	-
35	2.06	2.53	3.07	3.66	4.29	4.98	5.69	6.43	-
40	1.76	2.18	2.66	3.18	3.75	4.37	5.03	5.72	-
45	-	1.87	2.29	2.75	3.26	3.81	4.41	5.05	-
50	-	-	1.96	2.36	2.81	3.31	3.84	4.41	-
55	-	-	-	2.02	2.41	2.84	3.32	3.83	-
60	-	-	-	-	2.05	2.43	2.85	3.30	-
65	-	-	-	-	-	2.06	2.42	2.82	-

Nominal performance at to = 5 °C, tc = 50 °C

Cooling capacity	66 921	W
Power input	20 246	W
Current consumption	39.03	A
Mass flow	1 588	kg/h
C.O.P.	3.31	

Pressure switch settings

Maximum HP switch setting	28	bar(g)
Minimum LP switch setting	0.5	bar(g)
LP pump down setting	1.3	bar(g)

Sound power data

Sound power level	85	dB(A)
With acoustic hood	78	dB(A)

to: Evaporating temperature at dew point

tc: Condensing temperature at dew point

Rating conditions : Superheat = 10 K , Subcooling = 0 K

Tolerance according EN12900

Danfoss can accept no responsibility for possible errors in catalogues, brochures and other printed material. Danfoss reserves the right to alter its products without notice. This also applies to products already on order provided that such alternations can be made without subsequential changes being necessary in specifications already agreed. All trademarks in this material are property of the respective companies. Danfoss and the Danfoss logotype are trademarks of Danfoss A/S. All rights reserved.

Performance data at 60 Hz, ARI rating conditions

R22

Cond. temp. in °C (tc)	Evaporating temperature in °C (to)							
	-20	-15	-10	-5	0	5	10	15

Cooling capacity in W

30	32 117	39 966	49 105	59 675	71 812	85 657	101 346	119 020	-
35	30 615	38 231	47 084	57 312	69 055	82 451	97 638	114 756	-
40	29 041	36 404	44 949	54 816	66 144	79 071	93 735	110 275	-
45	-	34 502	42 719	52 205	63 097	75 533	89 654	105 597	-
50	-	-	40 412	49 495	59 930	71 856	85 413	100 737	-
55	-	-	-	46 704	56 662	68 057	81 028	95 714	-
60	-	-	-	-	53 310	64 154	76 519	90 545	-
65	-	-	-	-	-	60 163	71 902	85 247	-

Power input in W

30	12 663	12 864	13 132	13 474	13 897	14 407	15 011	15 716	-
35	13 978	14 174	14 430	14 753	15 149	15 625	16 187	16 844	-
40	15 402	15 602	15 854	16 165	16 543	16 993	17 522	18 138	-
45	-	17 163	17 420	17 728	18 095	18 528	19 032	19 615	-
50	-	-	19 145	19 458	19 823	20 246	20 733	21 292	-
55	-	-	-	21 372	21 743	22 164	22 643	23 185	-
60	-	-	-	-	23 871	24 299	24 777	25 312	-
65	-	-	-	-	-	26 668	27 153	27 688	-

Current consumption in A

30	27.57	27.90	28.21	28.53	28.93	29.45	30.14	31.03	-
35	29.32	29.73	30.12	30.54	31.04	31.66	32.46	33.46	-
40	31.30	31.76	32.20	32.68	33.24	33.92	34.78	35.87	-
45	-	34.09	34.55	35.05	35.63	36.34	37.23	38.36	-
50	-	-	37.29	37.76	38.33	39.03	39.92	41.04	-
55	-	-	-	40.94	41.45	42.10	42.95	44.03	-
60	-	-	-	-	45.10	45.67	46.44	47.44	-
65	-	-	-	-	-	49.85	50.49	51.38	-

Mass flow in kg/h

30	647	795	965	1 159	1 379	1 627	1 906	2 218	-
35	639	788	958	1 152	1 372	1 620	1 898	2 210	-
40	629	778	948	1 142	1 361	1 609	1 887	2 198	-
45	-	767	937	1 130	1 349	1 596	1 873	2 183	-
50	-	-	923	1 115	1 333	1 579	1 855	2 164	-
55	-	-	-	1 099	1 316	1 560	1 834	2 141	-
60	-	-	-	-	1 296	1 538	1 811	2 115	-
65	-	-	-	-	-	1 514	1 784	2 087	-

Coefficient of performance (C.O.P.)

30	2.54	3.11	3.74	4.43	5.17	5.95	6.75	7.57	-
35	2.19	2.70	3.26	3.88	4.56	5.28	6.03	6.81	-
40	1.89	2.33	2.84	3.39	4.00	4.65	5.35	6.08	-
45	-	2.01	2.45	2.94	3.49	4.08	4.71	5.38	-
50	-	-	2.11	2.54	3.02	3.55	4.12	4.73	-
55	-	-	-	2.19	2.61	3.07	3.58	4.13	-
60	-	-	-	-	2.23	2.64	3.09	3.58	-
65	-	-	-	-	-	2.26	2.65	3.08	-

Nominal performance at to = 7.2 °C, tc = 54.4 °C

Cooling capacity	74 055	W
Power input	22 126	W
Current consumption	42.06	A
Mass flow	1 680	kg/h
C.O.P.	3.35	

Pressure switch settings

Maximum HP switch setting	28	bar(g)
Minimum LP switch setting	0.5	bar(g)
LP pump down setting	1.3	bar(g)

Sound power data

Sound power level	85	dB(A)
With acoustic hood	78	dB(A)

to: Evaporating temperature at dew point

tc: Condensing temperature at dew point

Rating conditions : Superheat = 11.1 K , Subcooling = 8.3 K

Tolerance according EN12900

Danfoss can accept no responsibility for possible errors in catalogues, brochures and other printed material. Danfoss reserves the right to alter its products without notice. This also applies to products already on order provided that such alternations can be made without subsequential changes being necessary in specifications already agreed. All trademarks in this material are property of the respective companies. Danfoss and the Danfoss logotype are trademarks of Danfoss A/S. All rights reserved.

Performance data at 60 Hz, EN 12900 rating conditions
R134a

Cond. temp. in °C (tc)	Evaporating temperature in °C (to)							
	-15	-10	-5	0	5	10	15	

Cooling capacity in W

35	21 392	27 163	34 022	42 117	51 599	62 621	75 333	-	-
40	20 061	25 596	32 162	39 908	48 985	59 544	71 736	-	-
45	18 704	23 991	30 253	37 638	46 298	56 382	68 040	-	-
50	17 327	22 353	28 299	35 312	43 541	53 137	64 250	-	-
55	-	20 689	26 305	32 933	40 720	49 815	60 368	-	-
60	-	-	24 276	30 506	37 836	46 417	56 396	-	-
65	-	-	-	28 032	34 893	42 944	52 333	-	-
70	-	-	-	-	31 888	39 393	48 176	-	-

Power input in W

35	10 138	10 244	10 368	10 511	10 675	10 858	11 063	-	-
40	11 133	11 249	11 382	11 534	11 705	11 895	12 105	-	-
45	12 216	12 344	12 490	12 653	12 834	13 033	13 252	-	-
50	13 398	13 543	13 703	13 880	14 075	14 287	14 517	-	-
55	-	14 858	15 037	15 231	15 441	15 668	15 913	-	-
60	-	-	16 502	16 716	16 946	17 191	17 453	-	-
65	-	-	-	18 350	18 602	18 868	19 151	-	-
70	-	-	-	-	20 422	20 713	21 018	-	-

Current consumption in A

35	23.93	24.19	24.34	24.44	24.57	24.78	25.13	-	-
40	25.26	25.47	25.60	25.71	25.88	26.16	26.62	-	-
45	26.87	27.02	27.12	27.24	27.44	27.79	28.35	-	-
50	28.76	28.84	28.91	29.03	29.26	29.67	30.32	-	-
55	-	30.94	30.97	31.08	31.33	31.80	32.53	-	-
60	-	-	33.29	33.39	33.66	34.17	34.99	-	-
65	-	-	-	35.97	36.25	36.81	37.69	-	-
70	-	-	-	-	39.10	39.69	40.65	-	-

Mass flow in kg/h

35	520	646	792	960	1 153	1 373	1 622	-	-
40	513	640	787	955	1 148	1 368	1 617	-	-
45	506	633	780	949	1 142	1 361	1 610	-	-
50	498	626	773	941	1 134	1 353	1 602	-	-
55	-	617	764	932	1 125	1 344	1 592	-	-
60	-	-	754	922	1 114	1 333	1 580	-	-
65	-	-	-	911	1 102	1 320	1 567	-	-
70	-	-	-	-	1 089	1 307	1 552	-	-

Coefficient of performance (C.O.P.)

35	2.11	2.65	3.28	4.01	4.83	5.77	6.81	-	-
40	1.80	2.28	2.83	3.46	4.19	5.01	5.93	-	-
45	1.53	1.94	2.42	2.97	3.61	4.33	5.13	-	-
50	1.29	1.65	2.07	2.54	3.09	3.72	4.43	-	-
55	-	1.39	1.75	2.16	2.64	3.18	3.79	-	-
60	-	-	1.47	1.82	2.23	2.70	3.23	-	-
65	-	-	-	1.53	1.88	2.28	2.73	-	-
70	-	-	-	-	1.56	1.90	2.29	-	-

Nominal performance at to = 5 °C, tc = 50 °C

Cooling capacity	43 541	W
Power input	14 075	W
Current consumption	29.26	A
Mass flow	1 134	kg/h
C.O.P.	3.09	

Pressure switch settings

Maximum HP switch setting	20.5	bar(g)
Minimum LP switch setting	0.5	bar(g)
LP pump down setting	0.5	bar(g)

Sound power data

Sound power level		dB(A)
With acoustic hood		dB(A)

to: Evaporating temperature at dew point

tc: Condensing temperature at dew point

Rating conditions : Superheat = 10 K , Subcooling = 0 K

Tolerance according EN12900

Danfoss can accept no responsibility for possible errors in catalogues, brochures and other printed material. Danfoss reserves the right to alter its products without notice. This also applies to products already on order provided that such alternations can be made without subsequential changes being necessary in specifications already agreed. All trademarks in this material are property of the respective companies. Danfoss and the Danfoss logotype are trademarks of Danfoss A/S. All rights reserved.

Performance data at 60 Hz, ARI rating conditions
R134a

Cond. temp. in °C (tc)	Evaporating temperature in °C (to)							
	-15	-10	-5	0	5	10	15	

Cooling capacity in W

35	23 169	29 371	36 727	45 395	55 532	67 298	80 848	-	-
40	21 846	27 821	34 895	43 225	52 968	64 284	77 329	-	-
45	20 495	26 232	33 012	40 992	50 331	61 185	73 713	-	-
50	19 123	24 611	31 085	38 704	47 625	58 006	70 006	-	-
55	-	22 962	29 120	36 366	44 858	54 755	66 214	-	-
60	-	-	27 122	33 984	42 036	51 437	62 344	-	-
65	-	-	-	31 565	39 166	48 059	58 403	-	-
70	-	-	-	-	36 253	44 627	54 396	-	-

Power input in W

35	10 138	10 244	10 368	10 511	10 675	10 858	11 063	-	-
40	11 133	11 249	11 382	11 534	11 705	11 895	12 105	-	-
45	12 216	12 344	12 490	12 653	12 834	13 033	13 252	-	-
50	13 398	13 543	13 703	13 880	14 075	14 287	14 517	-	-
55	-	14 858	15 037	15 231	15 441	15 668	15 913	-	-
60	-	-	16 502	16 716	16 946	17 191	17 453	-	-
65	-	-	-	18 350	18 602	18 868	19 151	-	-
70	-	-	-	-	20 422	20 713	21 018	-	-

Current consumption in A

35	23.93	24.19	24.34	24.44	24.57	24.78	25.13	-	-
40	25.26	25.47	25.60	25.71	25.88	26.16	26.62	-	-
45	26.87	27.02	27.12	27.24	27.44	27.79	28.35	-	-
50	28.76	28.84	28.91	29.03	29.26	29.67	30.32	-	-
55	-	30.94	30.97	31.08	31.33	31.80	32.53	-	-
60	-	-	33.29	33.39	33.66	34.17	34.99	-	-
65	-	-	-	35.97	36.25	36.81	37.69	-	-
70	-	-	-	-	39.10	39.69	40.65	-	-

Mass flow in kg/h

35	517	643	788	955	1 147	1 365	1 613	-	-
40	511	637	783	950	1 142	1 360	1 608	-	-
45	504	630	776	944	1 136	1 354	1 601	-	-
50	496	623	769	936	1 128	1 346	1 593	-	-
55	-	614	760	927	1 119	1 337	1 583	-	-
60	-	-	750	917	1 108	1 326	1 571	-	-
65	-	-	-	906	1 097	1 313	1 558	-	-
70	-	-	-	-	1 084	1 300	1 544	-	-

Coefficient of performance (C.O.P.)

35	2.29	2.87	3.54	4.32	5.20	6.20	7.31	-	-
40	1.96	2.47	3.07	3.75	4.53	5.40	6.39	-	-
45	1.68	2.13	2.64	3.24	3.92	4.69	5.56	-	-
50	1.43	1.82	2.27	2.79	3.38	4.06	4.82	-	-
55	-	1.55	1.94	2.39	2.91	3.49	4.16	-	-
60	-	-	1.64	2.03	2.48	2.99	3.57	-	-
65	-	-	-	1.72	2.11	2.55	3.05	-	-
70	-	-	-	-	1.78	2.15	2.59	-	-

Nominal performance at to = 7.2 °C, tc = 54.4 °C

Cooling capacity	49 390	W
Power input	15 367	W
Current consumption	31.24	A
Mass flow	1 212	kg/h
C.O.P.	3.21	

Pressure switch settings

Maximum HP switch setting	20.5	bar(g)
Minimum LP switch setting	0.5	bar(g)
LP pump down setting	0.5	bar(g)

Sound power data

Sound power level		dB(A)
With acoustic hood		dB(A)

to: Evaporating temperature at dew point

tc: Condensing temperature at dew point

Rating conditions : Superheat = 11.1 K , Subcooling = 8.3 K

Tolerance according EN12900

Danfoss can accept no responsibility for possible errors in catalogues, brochures and other printed material. Danfoss reserves the right to alter its products without notice. This also applies to products already on order provided that such alternations can be made without subsequential changes being necessary in specifications already agreed. All trademarks in this material are property of the respective companies. Danfoss and the Danfoss logotype are trademarks of Danfoss A/S. All rights reserved.

Performance data at 60 Hz, EN 12900 rating conditions
R407C

Cond. temp. in °C (tc)	Evaporating temperature in °C (to)							
	-20	-15	-10	-5	0	5	10	15

Cooling capacity in W

30	26 645	34 200	43 195	53 815	66 246	80 674	97 287	116 272	-
35	24 981	32 219	40 800	50 906	62 725	76 441	92 241	110 311	-
40	23 302	30 217	38 376	47 963	59 163	72 160	87 139	104 287	-
45	21 607	28 191	35 922	44 983	55 556	67 826	81 978	98 196	-
50	-	26 139	33 435	41 961	51 901	63 437	76 752	92 031	-
55	-	24 058	30 909	38 893	48 190	58 983	71 453	85 783	-
60	-	-	28 340	35 771	44 416	54 454	66 067	79 435	-
65	-	-	-	-	40 561	49 832	60 572	72 962	-

Power input in W

30	12 717	13 053	13 374	13 684	13 988	14 288	14 590	14 896	-
35	13 971	14 334	14 676	15 001	15 314	15 618	15 917	16 215	-
40	15 365	15 758	16 124	16 468	16 793	17 104	17 404	17 697	-
45	16 928	17 354	17 748	18 113	18 454	18 775	19 079	19 371	-
50	-	19 150	19 575	19 965	20 325	20 659	20 970	21 263	-
55	-	21 175	21 633	22 052	22 434	22 784	23 106	23 404	-
60	-	-	23 951	24 401	24 809	25 179	25 514	25 820	-
65	-	-	-	-	27 478	27 871	28 223	28 540	-

Current consumption in A

30	26.91	27.40	27.80	28.16	28.54	28.99	29.57	30.32	-
35	28.86	29.44	29.91	30.31	30.71	31.16	31.71	32.40	-
40	30.96	31.65	32.21	32.68	33.12	33.57	34.11	34.77	-
45	33.30	34.12	34.77	35.32	35.81	36.30	36.84	37.48	-
50	-	36.89	37.67	38.31	38.87	39.40	39.96	40.59	-
55	-	40.04	40.95	41.70	42.34	42.94	43.53	44.18	-
60	-	-	44.69	45.57	46.31	46.98	47.63	48.31	-
65	-	-	-	-	50.84	51.60	52.32	53.04	-

Mass flow in kg/h

30	560	709	881	1 080	1 309	1 571	1 870	2 208	-
35	551	699	871	1 069	1 296	1 556	1 851	2 186	-
40	541	690	860	1 057	1 282	1 540	1 832	2 163	-
45	531	679	849	1 045	1 268	1 523	1 812	2 139	-
50	-	668	838	1 032	1 253	1 506	1 792	2 115	-
55	-	657	826	1 019	1 238	1 488	1 771	2 090	-
60	-	-	813	1 005	1 223	1 470	1 750	2 065	-
65	-	-	-	-	1 207	1 451	1 728	2 040	-

Coefficient of performance (C.O.P.)

30	2.10	2.62	3.23	3.93	4.74	5.65	6.67	7.81	-
35	1.79	2.25	2.78	3.39	4.10	4.89	5.80	6.80	-
40	1.52	1.92	2.38	2.91	3.52	4.22	5.01	5.89	-
45	1.28	1.62	2.02	2.48	3.01	3.61	4.30	5.07	-
50	-	1.36	1.71	2.10	2.55	3.07	3.66	4.33	-
55	-	1.14	1.43	1.76	2.15	2.59	3.09	3.67	-
60	-	-	1.18	1.47	1.79	2.16	2.59	3.08	-
65	-	-	-	-	1.48	1.79	2.15	2.56	-

Nominal performance at to = 5 °C, tc = 50 °C

Cooling capacity	63 437	W
Power input	20 659	W
Current consumption	39.40	A
Mass flow	1 506	kg/h
C.O.P.	3.07	

Pressure switch settings

Maximum HP switch setting	29.5	bar(g)
Minimum LP switch setting	0.5	bar(g)
LP pump down setting	1	bar(g)

Sound power data

Sound power level		dB(A)
With acoustic hood		dB(A)

to: Evaporating temperature at dew point

tc: Condensing temperature at dew point

Rating conditions : Superheat = 10 K , Subcooling = 0 K

Tolerance according EN12900

Danfoss can accept no responsibility for possible errors in catalogues, brochures and other printed material. Danfoss reserves the right to alter its products without notice. This also applies to products already on order provided that such alternations can be made without subsequential changes being necessary in specifications already agreed. All trademarks in this material are property of the respective companies. Danfoss and the Danfoss logotype are trademarks of Danfoss A/S. All rights reserved.

Performance data at 60 Hz, ARI rating conditions

R407C

Cond. temp. in °C (tc)	Evaporating temperature in °C (to)							
	-20	-15	-10	-5	0	5	10	15

Cooling capacity in W

30	28 578	36 638	46 223	57 525	70 741	86 063	103 687	123 806	-
35	26 923	34 680	43 861	54 661	67 275	81 897	98 722	117 943	-
40	25 255	32 702	41 475	51 768	63 775	77 692	93 712	112 029	-
45	23 572	30 705	39 064	48 844	60 239	73 445	88 655	106 063	-
50	-	28 685	36 625	45 887	56 666	69 155	83 550	100 045	-
55	-	26 643	34 159	42 898	53 054	64 822	78 396	93 971	-
60	-	-	31 663	39 873	49 402	60 443	73 192	87 842	-
65	-	-	-	-	45 708	56 018	67 936	81 656	-

Power input in W

30	12 717	13 053	13 374	13 684	13 988	14 288	14 590	14 896	-
35	13 971	14 334	14 676	15 001	15 314	15 618	15 917	16 215	-
40	15 365	15 758	16 124	16 468	16 793	17 104	17 404	17 697	-
45	16 928	17 354	17 748	18 113	18 454	18 775	19 079	19 371	-
50	-	19 150	19 575	19 965	20 325	20 659	20 970	21 263	-
55	-	21 175	21 633	22 052	22 434	22 784	23 106	23 404	-
60	-	-	23 951	24 401	24 809	25 179	25 514	25 820	-
65	-	-	-	-	27 478	27 871	28 223	28 540	-

Current consumption in A

30	26.91	27.40	27.80	28.16	28.54	28.99	29.57	30.32	-
35	28.86	29.44	29.91	30.31	30.71	31.16	31.71	32.40	-
40	30.96	31.65	32.21	32.68	33.12	33.57	34.11	34.77	-
45	33.30	34.12	34.77	35.32	35.81	36.30	36.84	37.48	-
50	-	36.89	37.67	38.31	38.87	39.40	39.96	40.59	-
55	-	40.04	40.95	41.70	42.34	42.94	43.53	44.18	-
60	-	-	44.69	45.57	46.31	46.98	47.63	48.31	-
65	-	-	-	-	50.84	51.60	52.32	53.04	-

Mass flow in kg/h

30	558	705	876	1 074	1 301	1 562	1 859	2 194	-
35	548	696	866	1 063	1 289	1 547	1 840	2 172	-
40	539	686	856	1 051	1 275	1 531	1 821	2 150	-
45	528	676	845	1 039	1 261	1 514	1 802	2 126	-
50	-	665	833	1 026	1 246	1 497	1 781	2 102	-
55	-	653	821	1 013	1 231	1 479	1 760	2 077	-
60	-	-	809	999	1 216	1 461	1 739	2 052	-
65	-	-	-	-	1 200	1 443	1 718	2 027	-

Coefficient of performance (C.O.P.)

30	2.25	2.81	3.46	4.20	5.06	6.02	7.11	8.31	-
35	1.93	2.42	2.99	3.64	4.39	5.24	6.20	7.27	-
40	1.64	2.08	2.57	3.14	3.80	4.54	5.38	6.33	-
45	1.39	1.77	2.20	2.70	3.26	3.91	4.65	5.48	-
50	-	1.50	1.87	2.30	2.79	3.35	3.98	4.71	-
55	-	1.26	1.58	1.95	2.36	2.85	3.39	4.02	-
60	-	-	1.32	1.63	1.99	2.40	2.87	3.40	-
65	-	-	-	-	1.66	2.01	2.41	2.86	-

Nominal performance at to = 7.2 °C, tc = 54.4 °C

Cooling capacity	71 125	W
Power input	22 659	W
Current consumption	42.74	A
Mass flow	1 601	kg/h
C.O.P.	3.14	

Pressure switch settings

Maximum HP switch setting	29.5	bar(g)
Minimum LP switch setting	0.5	bar(g)
LP pump down setting	1	bar(g)

Sound power data

Sound power level		dB(A)
With acoustic hood		dB(A)

to: Evaporating temperature at dew point

tc: Condensing temperature at dew point

Rating conditions : Superheat = 11.1 K, Subcooling = 8.3 K

Tolerance according EN12900

Danfoss can accept no responsibility for possible errors in catalogues, brochures and other printed material. Danfoss reserves the right to alter its products without notice. This also applies to products already on order provided that such alternations can be made without subsequential changes being necessary in specifications already agreed. All trademarks in this material are property of the respective companies. Danfoss and the Danfoss logotype are trademarks of Danfoss A/S. All rights reserved.