

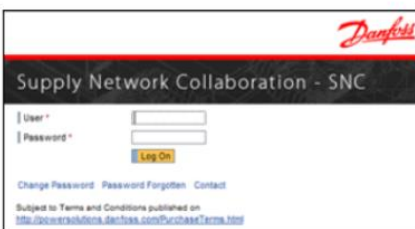
SNC Log In Procedure



powersolutions.danfoss.com



Learning Objective



- To enable the user to Log In to Danfoss Power Solutions SNC system from the corporate website.
- Supplier Network Collaboration is a system Danfoss Power Solutions provides to our supply base for Advance Ship Notifications and Order Acknowledgements.

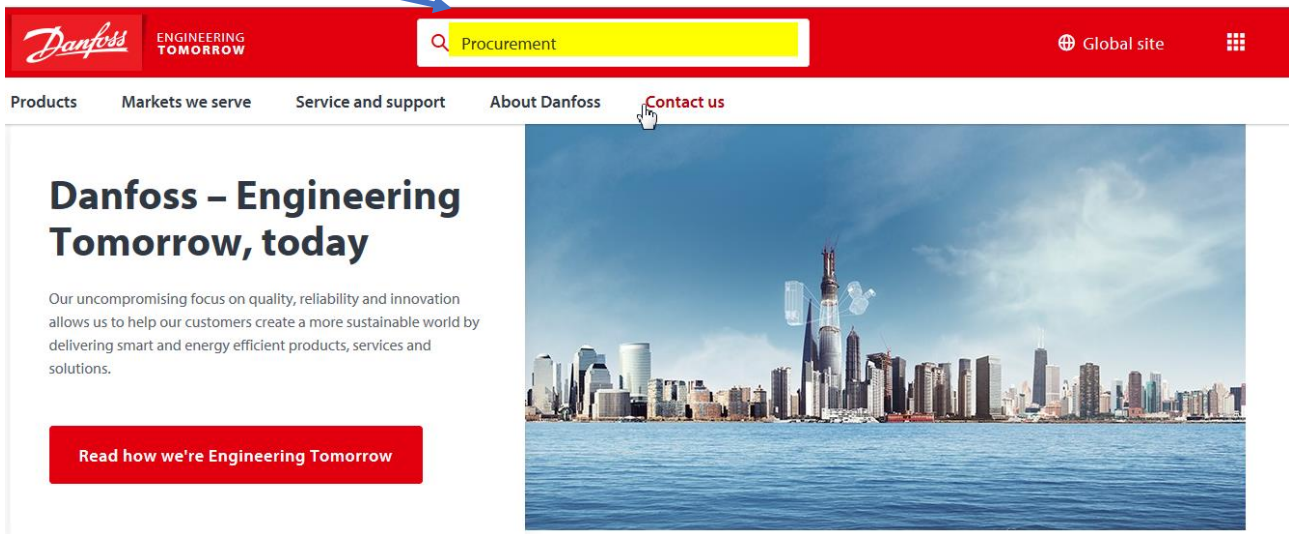
Next >>

Please go to Danfoss homepage:

<https://www.danfoss.com>

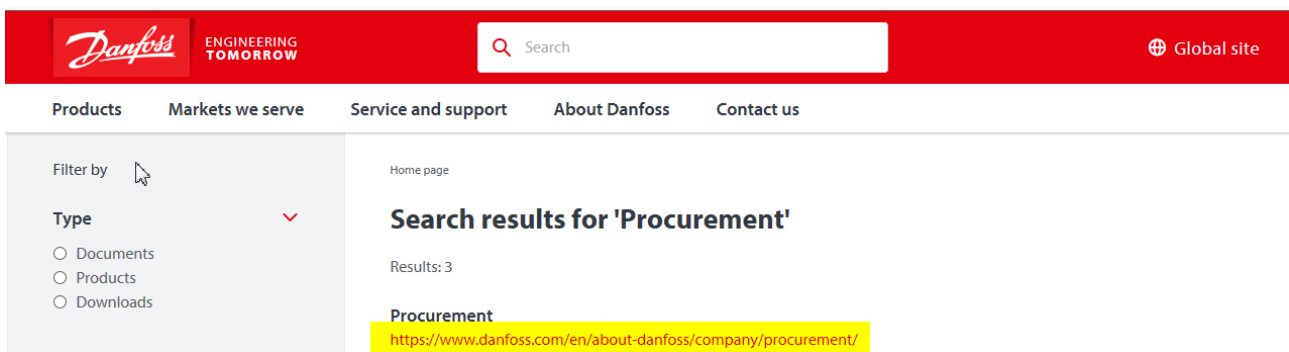
Search field:

Add: Procurement



The screenshot shows the Danfoss website header with the search bar containing the text 'Procurement'. The navigation menu includes 'Products', 'Markets we serve', 'Service and support', 'About Danfoss', and 'Contact us'. The main content area features the headline 'Danfoss – Engineering Tomorrow, today' and a red button labeled 'Read how we're Engineering Tomorrow'. A large image of a city skyline is visible on the right.

Go to the link: Procurement



The screenshot shows the search results page for 'Procurement'. The search bar contains 'Search'. The navigation menu is the same as the home page. The search results section shows 'Search results for 'Procurement'' with 'Results: 3'. A single result is listed: 'Procurement' with the URL <https://www.danfoss.com/en/about-danfoss/company/procurement/>.

Procurement section

Click on Supplier requirements link:



Supplier requirements

We expect our suppliers to uphold world-class quality systems that comply with IATF 16949 to be globally sustainable and move towards a zero-defect mindset.

Go down the page and find the section on:

Explore additional requirements

Here you find the link to SNC, EDI and ERS



SNC, EDI and ERS

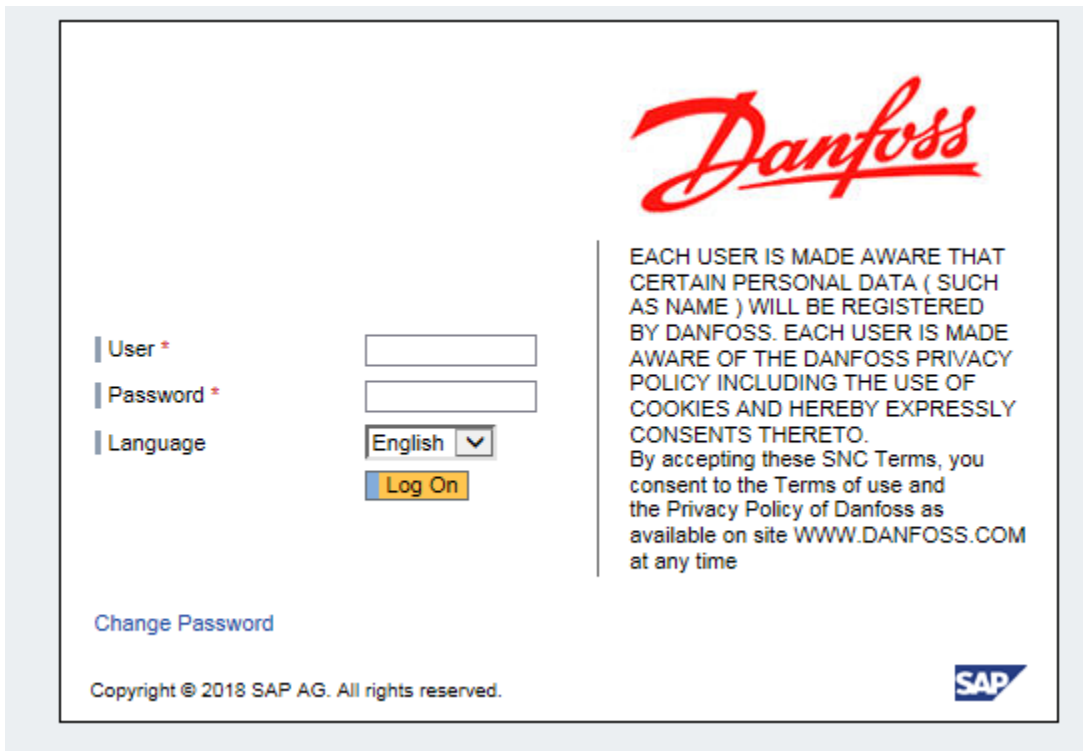
Read more about supply network collaboration (SNC), evaluated receipts settlement (ERS) and electronic data interchange (EDI). Only relevant for Danfoss Power Solutions suppliers.

Here you will find SNC Training, Video's, SNC Login, EDI and ERS informations.

SNC Login



I ACCEPT the conditions for SNC LOGIN



The image shows a login page for Danfoss. At the top right is the Danfoss logo in red script. Below it is a disclaimer: "EACH USER IS MADE AWARE THAT CERTAIN PERSONAL DATA (SUCH AS NAME) WILL BE REGISTERED BY DANFOSS. EACH USER IS MADE AWARE OF THE DANFOSS PRIVACY POLICY INCLUDING THE USE OF COOKIES AND HEREBY EXPRESSLY CONSENTS THERETO. By accepting these SNC Terms, you consent to the Terms of use and the Privacy Policy of Danfoss as available on site WWW.DANFOSS.COM at any time". On the left, there are three input fields: "User *" (empty), "Password *" (empty), and "Language" (set to "English" with a dropdown arrow). Below the language field is a yellow "Log On" button. At the bottom left is a blue link "Change Password". At the bottom center is the copyright notice "Copyright © 2018 SAP AG. All rights reserved." and at the bottom right is the SAP logo.

Here you will enter in your unique User Name (Dxxxxxxx) and the received password (xxxxxxxx)

You will be asked to change the password when you are logging in the first time.