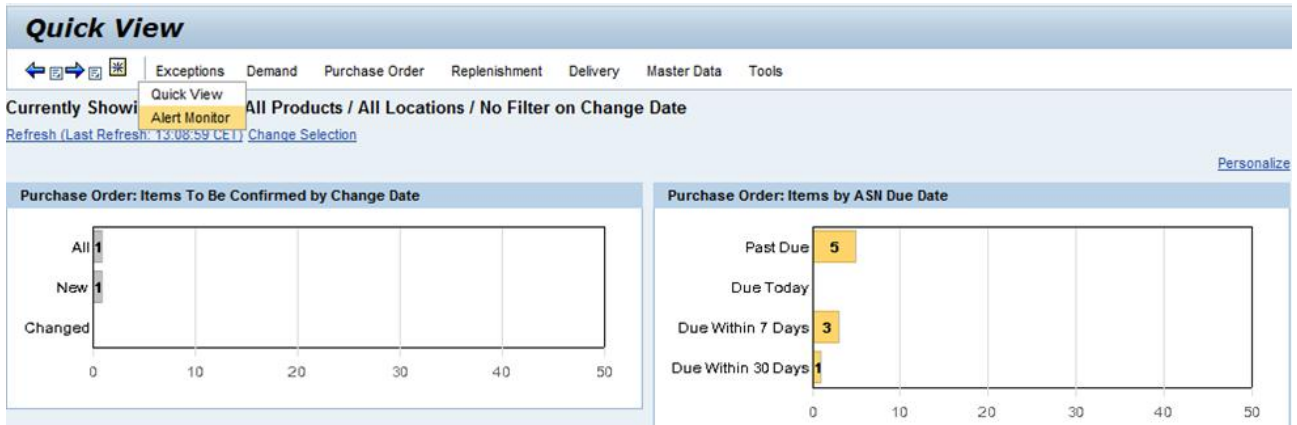


# How to set Danfoss Alert Notification in SNC for PO

Each individual user has to do the settings to get the Alerts in your inbox

## Login to SNC web screen

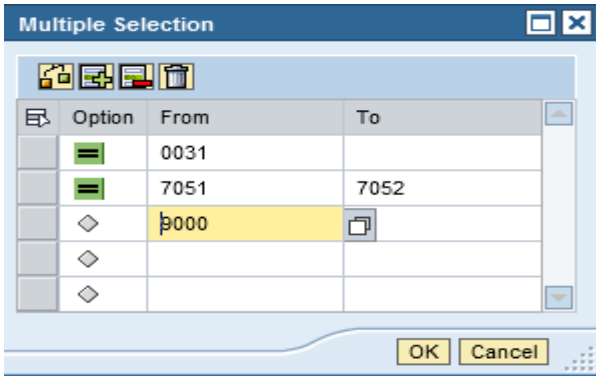


In Exceptions → select Alert Monitor

The screenshot shows the 'Selection' form in the SNC system. It has a 'Show' dropdown menu and buttons for 'Reset', 'Go', 'Close Selection', and 'Set Notification'. Below these are several filter fields, each with a diamond icon and a 'To' field. The fields are: Location, My Location, Product, My Product No., APN, APN Type, Product Group Type, Product Group Value, Alert Category, Alert Type, and Alert Priority. The 'Alert Type' field is highlighted with a red box. A red arrow points from the text below to the 'Alert Type' field.

Drag down to get Alert type field and click

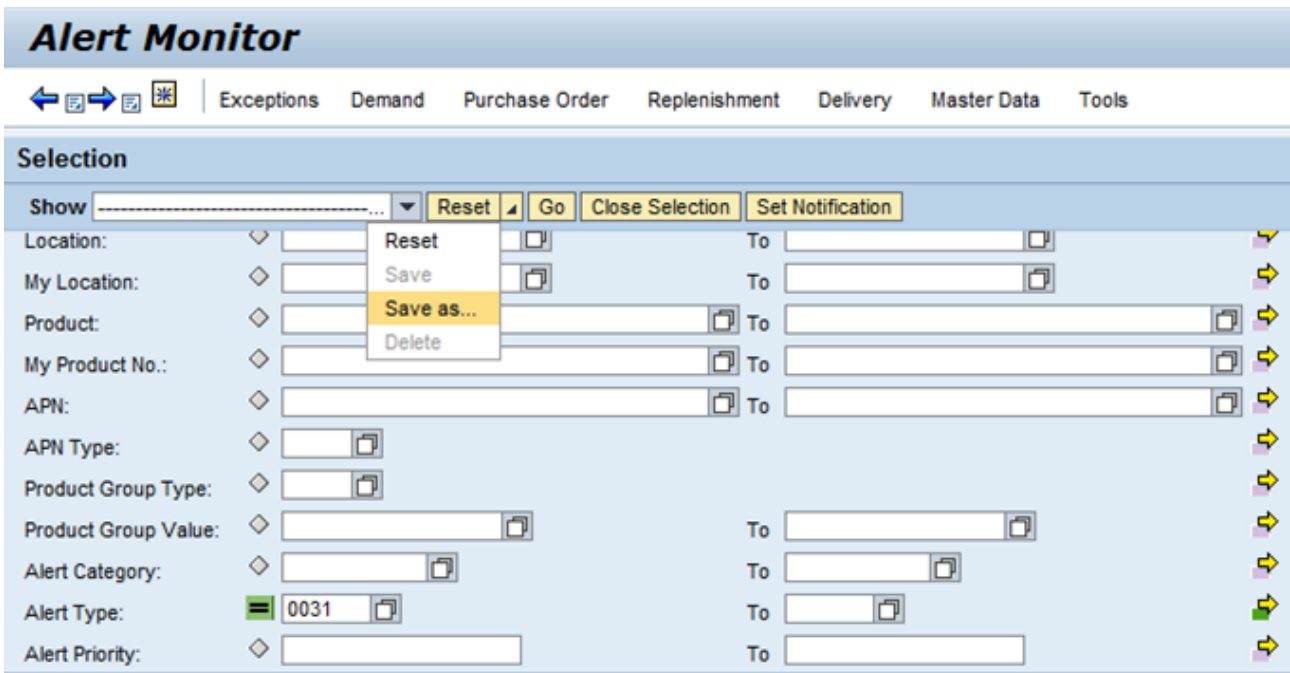
Select All Alerts as shown

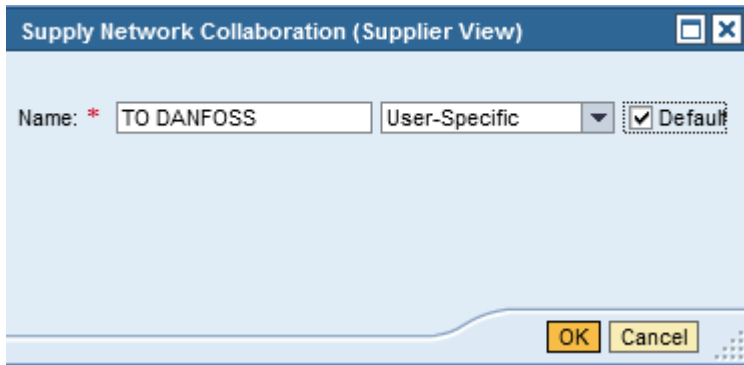


<u>Alert Type</u>	<u>Description</u>
0031	Overdue Danfoss ASN in SNC
7051	New Danfoss Purchase Order Item in SNC
7052	Changed Danfoss Purchase Order Item in SNC
9000	Danfoss ASN confirmation missing in SNC

Click OK.

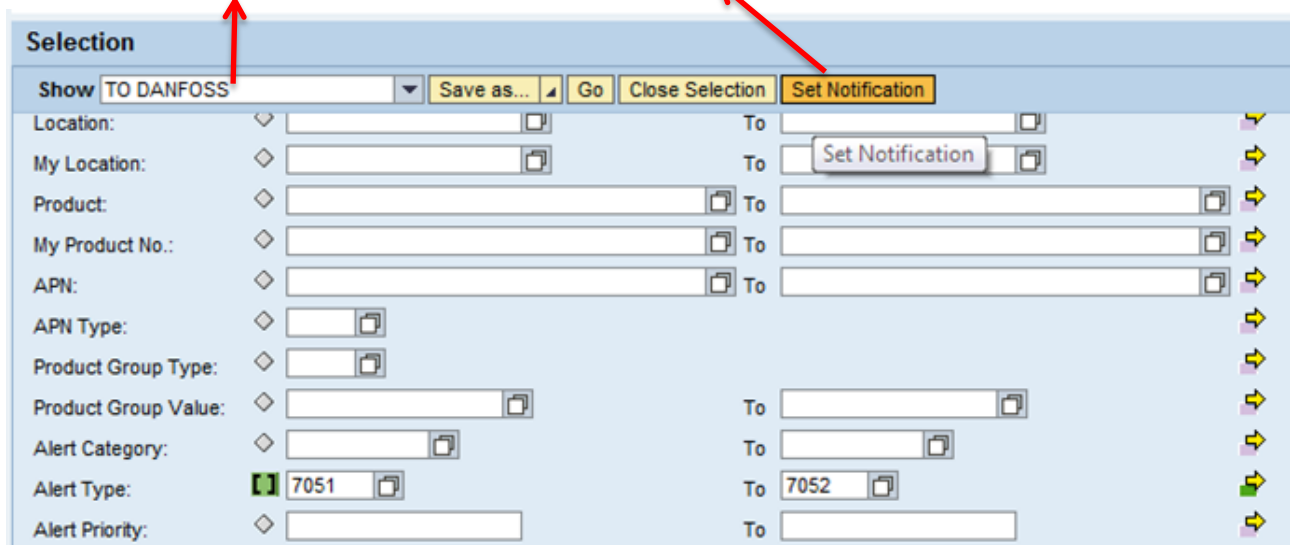
Save this as Customer Alerts or Danfoss profile name which reflect in your email Subject.





Click OK

Select the profile name here and click Set Notification



**Fill in the fields as shown below and Save.**

**Name of selection: - TO DANFOSS (User: U258393)**

**Save** **Delete**

Valid-from Date: 2012.03.28

Valid-to Date: 9999.12.31

Recipient Type: U-User in System

**Recipient User: D0001974**

E-Mail Address:

Fax / Phone Country:

Fax / Phone Number:

Sending User:

Message Channel: EMAILD -E-Mail (Direct)

Message Profile: ZSAP\_CO...

Minimum Priority: 3-Information

Immediate Notification:

Periodic Notification:

- Start Date: 2012.03.29

- Start Time [hh:mm]:

- Period [hh:mm]: 24:00

Unacknow. Alerts Only:

Profile Is Active:

Message Language:

Minimum Age [hh:mm]:

Maximum Age [hh:mm]:

**Your User ID**

**Change start time 1 hr ahead of your setup. Eg. if the time when you set up is 1530 then fill here as 1630**

**Once above setup is done, you automatically start getting Alert mails in your box.**

Also you can see the list of Alerts in the web screen as shown below by selecting your saved name and press Go

**Selection**

Show **TO DANFOSS**

Planner:

Customer:

Supplier:

Location:

My Location:

Product:

My Product No.:

APN:

APN Type:

Product Group Type:

You can now see the list of Alerts in the same screen as shown here

**Selection**

Show **TO DANFOSS**

Planner:

Customer:

Supplier:

Location:

My Location:

Product:

My Product No.:

APN:

APN Type:

Product Group Type:

**Statistical View**

Grouping Criteria 1: **Alert Type (Long)** Grouping Criteria 2:  Grouping Criteria 3:

Alert Type (Long)	Medium	Low
ASN confirmation missing	5	0
Changed Purchase Order Item	0	10
New Purchase Order Item	0	1
Overdue ASN	45	0