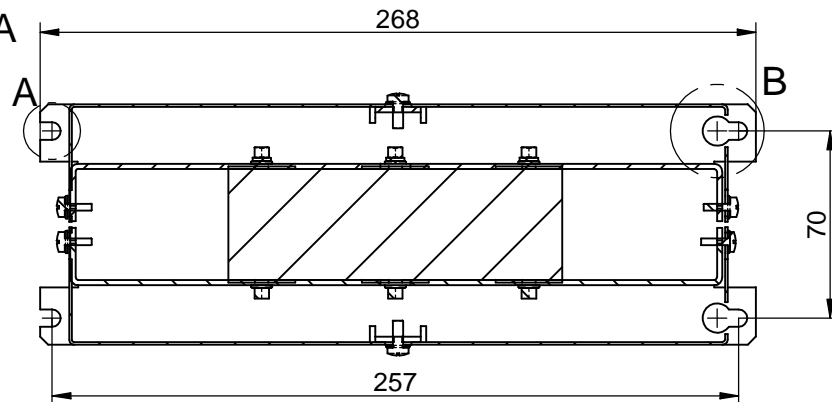


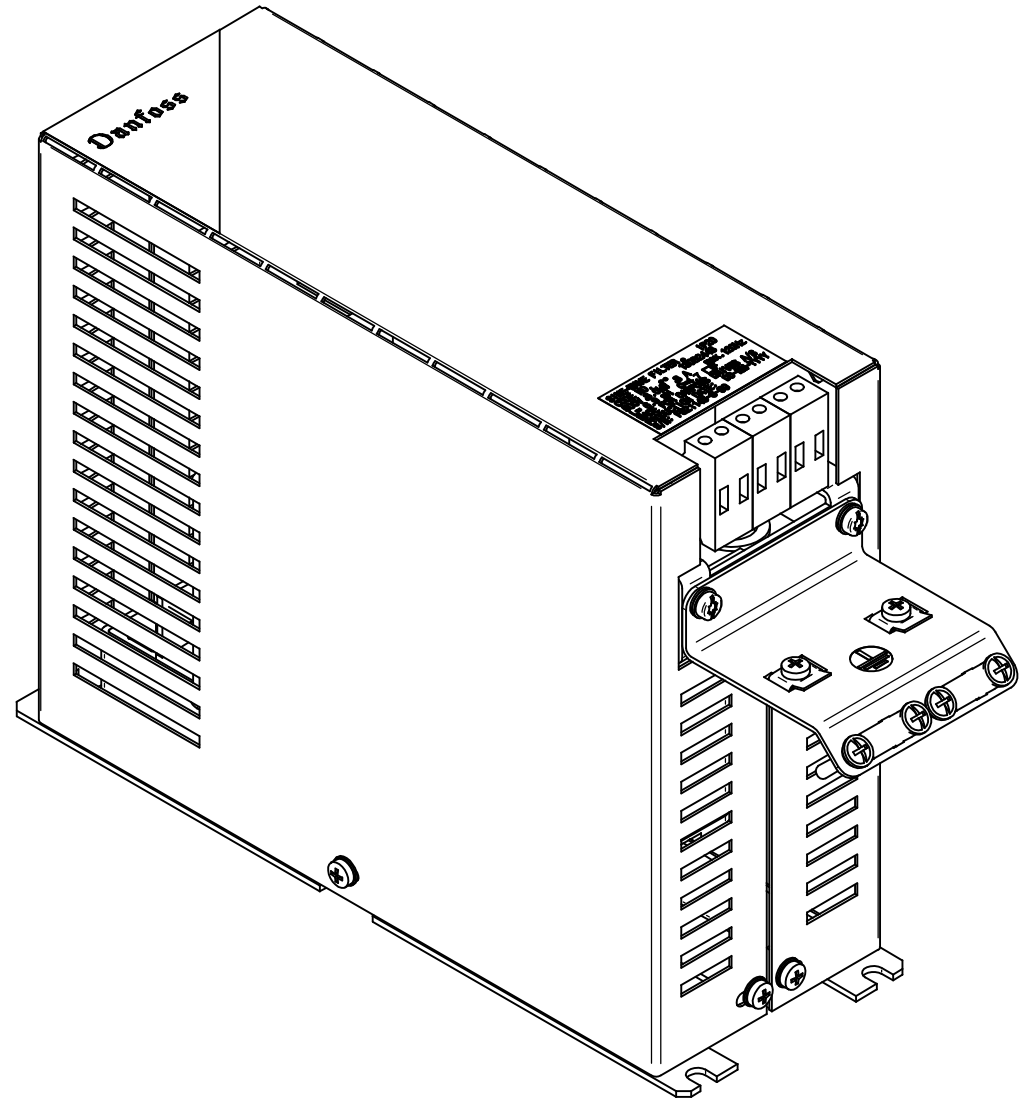
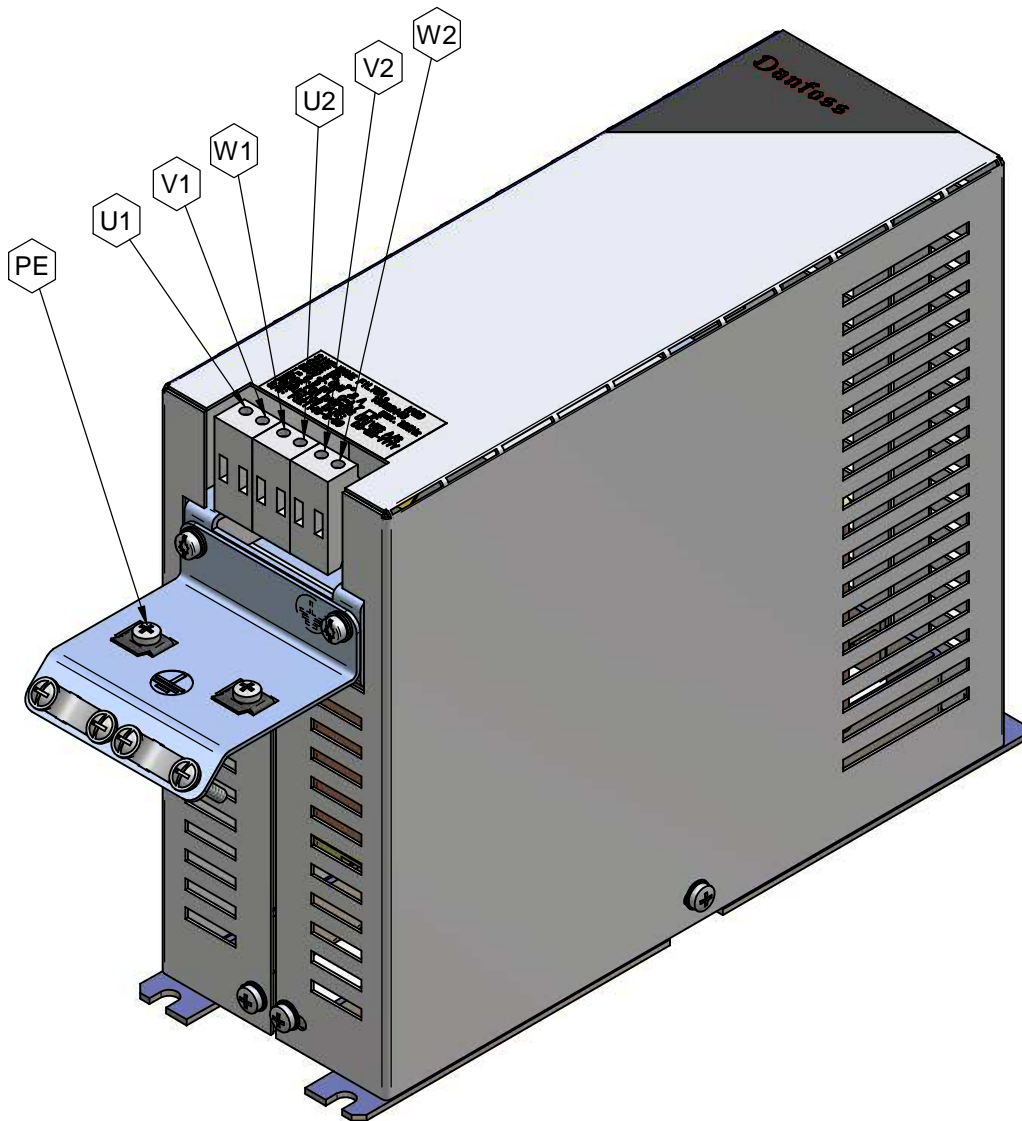
detail A

detail B

sectional view A-A



<small>*This document may not be duplicated without our written authorization. To not be handed over to, copied or used by third party. Two- or three- dimensional reproduction of contents to be authorized.</small>				<small>Dimensions without tolerance statement against DIN ISO 13020b</small>		projection	Scale: 1:2	DIN A3	weight: 7.1kg
				date	name	description: sine wave filter 10A L=5.2mH Cy=6.8µF 130B2444			
				plot	22.11.05				
G	label added	24.01.2008	Mes.	Plt.	22.11.05	Stitz	dev.by:		
E	fixing point added	18.12.2007	Mes.	JIN					
D	size of hole 12 to 11 insulating bracket	24.10.2007	Mes.						
C	rounding fixed by pilot fitting	10.04.2007	Mes.						
B	cuttle fitting added to 100% design	14.07.2006	Mes.						
A	bevel and notch added	11.01.2006	Mes.				FS21148-10-99		
num	modification	date	name	dev.for:	CAD-File 5.2mb 10n-100.dft				



This document may not be duplicated without our written authorization. To not be handed over to, copied or used by third party. Two- or three- dimensional reproduction of contents to be authorized.				Dimensions without tolerance statement against DIN ISO 13020b	projection 	Scale: 1:2	DIN A3	weight:	7,1kg	
				date	name	description:				
				plot	22.11.05	Mestermann	sine wave filter			
G.	label added	24.01.2008	Mes.	Chf.	22.11.05	Stitz	10A L=5.2mH Cy=6.8µF			
E.	wing point added	18.12.2007	Mes.	JIN			130B2444			
D.	size of hole 12 to 18 mounting bracket	24.10.2007	Mes.				FS21148-10-99			
C.	housing fixed by cable fixing	10.04.2007	Mes.							
B.	cable fixing added to 100V design	14.07.2006	Mes.							
A.	bevel and notch added	11.01.2006	Mes.							
num	modification	date	name	dev.for:	dev.by:		CAD-File 5_2mh_10n-100.dft			