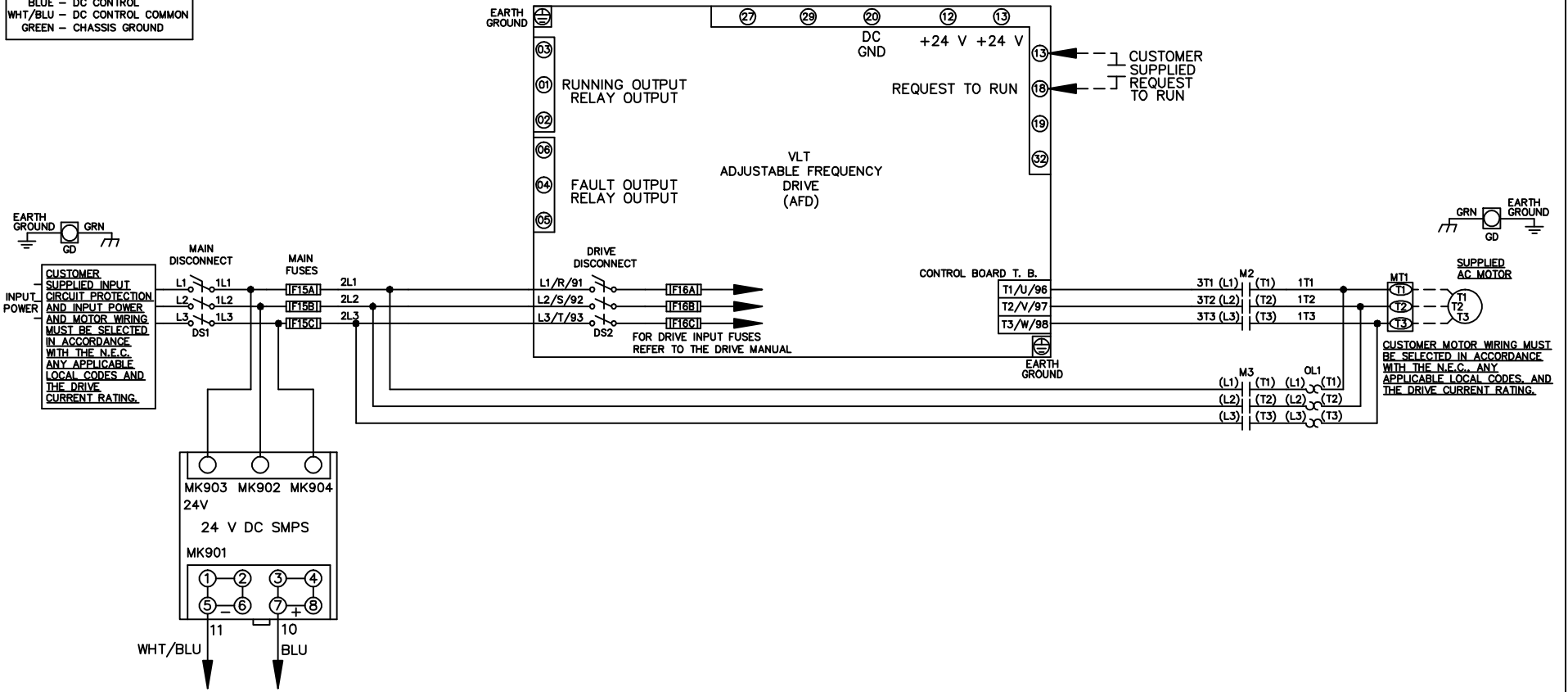


WIRE COLOR SCHEME  
 BLACK - LINE VOLTAGE  
 RED - AC CONTROL  
 WHITE - AC GROUNDED  
 CIRCUIT CONDUCTOR  
 BLUE - DC CONTROL  
 WHT/BLU - DC CONTROL COMMON  
 GREEN - CHASSIS GROUND



-NOTICE-

"THIS DRAWING AND THE INFORMATION DEPICTED THEREIN IS THE PROPERTY OF ITT. COPIES ARE ISSUED IN STRICT CONFIDENCE AND SHALL NOT BE REPRODUCED OR COPIED, OR USED AS THE BASIS FOR THE MANUFACTURE OR SALE OF PRODUCTS WITHOUT PRIOR WRITTEN PERMISSION OF ITT".

DRN JNW  
2/14/07

NAME 208-600VOLT, 2C, MAIN & DRIVE DISC  
 , MAIN FUSE, ECB, FRAME B2-C1  
 , NO REACTOR & DVDT, SINGLE MTR

ITT  
Residential & Commercial Water  
Morton Grove, IL USA

A	SP08061	10/08
REV	ECN	DATE

APR

MODEL

PAGE 1 OF 2

SIZE A

DWG NO.

174N3578

REV			
A	SP080066	10/08	
ECON			
DATE			

THIS DRAWING AND THE INFORMATION DEPICTED THEREIN IS THE PROPERTY OF TTI. COPIES ARE ISSUED IN STRICT CONFIDENCE AND SHALL NOT BE REPRODUCED OR COPIED, OR USED AS THE BASIS FOR THE MANUFACTURE OR SALE OF PRODUCTS WITHOUT PRIOR WRITTEN PERMISSION OF TTI.

- NOTICE -


DRN JNW  
2/14/07  
APR

NAME 208-600VOLT, 2C, MAIN & DRIVE DISC  
, MAIN FUSE, ECB, FRAME B2-C1  
, NO REACTOR & DVDI, SINGLE MTR

MODEL

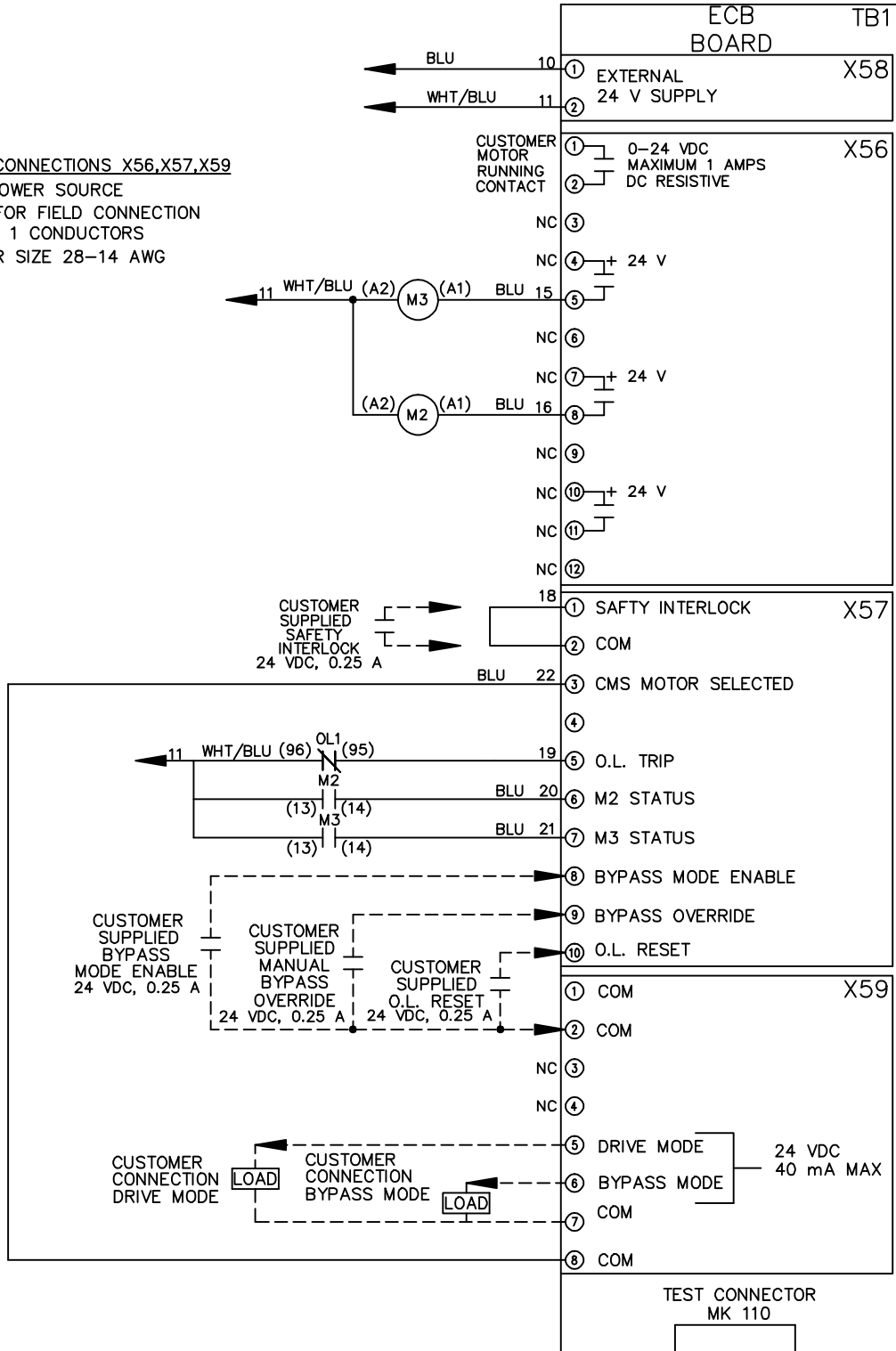
PAGE 2 OF 2

SIZE A  
DWG NO. 174N3578



**CUSTOMER CONNECTIONS X56, X57, X59**

CLASS 2 POWER SOURCE  
REQUIRED FOR FIELD CONNECTION  
USE CLASS 1 CONDUCTORS  
CONDUCTOR SIZE 28-14 AWG



TEST CONNECTOR  
MK 110