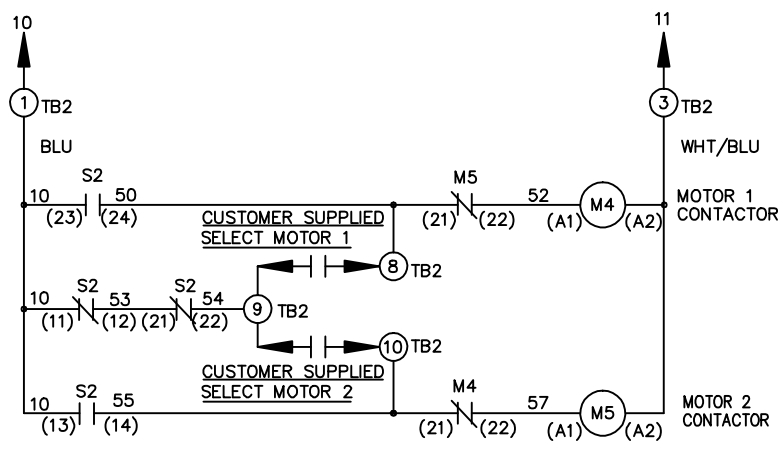
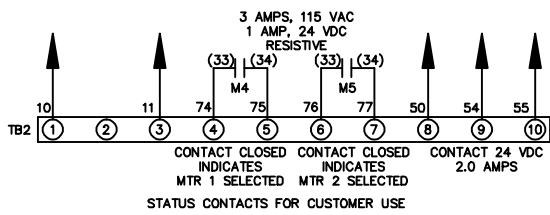
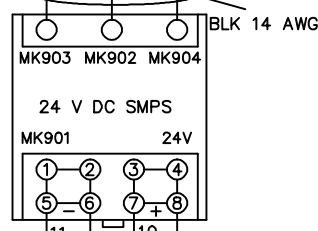
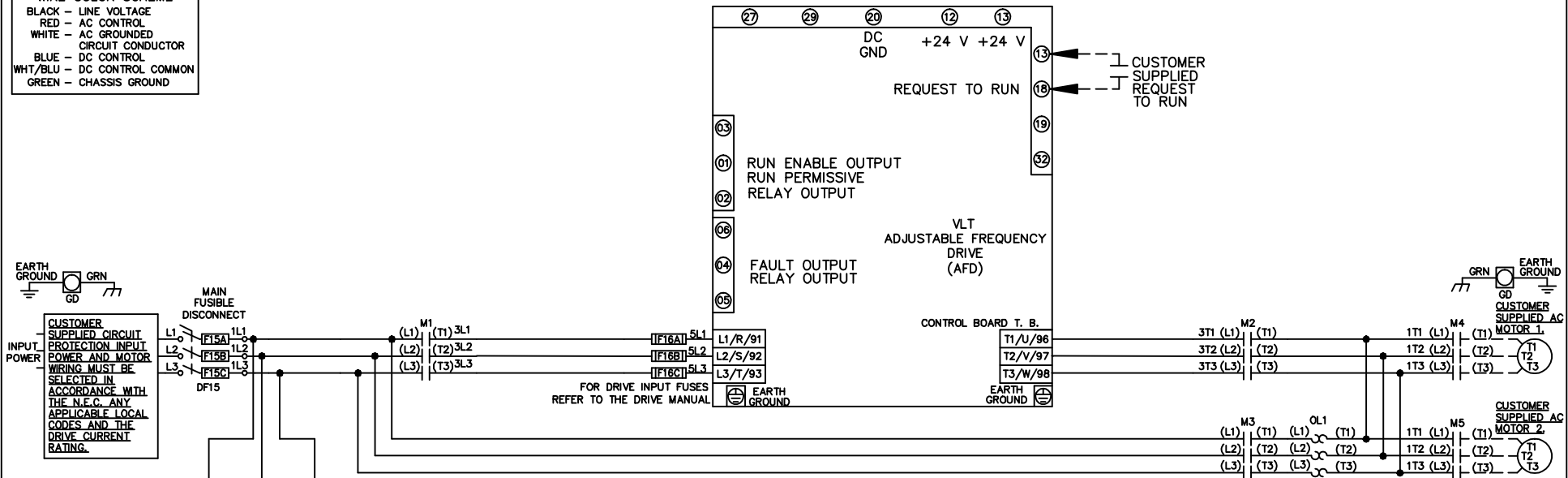


**WIRE COLOR SCHEME**  
 BLACK - LINE VOLTAGE  
 RED - AC CONTROL  
 WHITE - AC GROUNDED  
 BLUE - DC CONTROL  
 WHT/BLU - DC CONTROL COMMON  
 GREEN - CHASSIS GROUND



CONTACT	MOTOR 1	AUTO	MOTOR 2
11-12	X	X	
13-14			X
21-22		X	X
23-24	X		

REV	ECN	DATE
A	SP08066	10/08

NOTICE—  
THIS DRAWING AND THE INFORMATION DERIVED THEREIN IS THE PROPERTY OF IIT. COPIES ARE ISSUED IN STRICT CONFIDENCE AND SHALL NOT BE REPRODUCED OR COPIED, OR USED AS THE BASIS FOR THE MANUFACTURE OR SALE OF PRODUCTS WITHOUT PRIOR WRITTEN PERMISSION OF IIT.

DRN JNW  
2/14/07  
APR

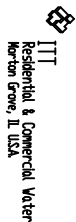
NAME 208-600VOLT, 3C, MAIN DISC  
FUSIBLE, ECB, FRAME A2-A3  
, NO REACTOR & DVDI, CMS

PAGE 2 OF 2

SIZE A

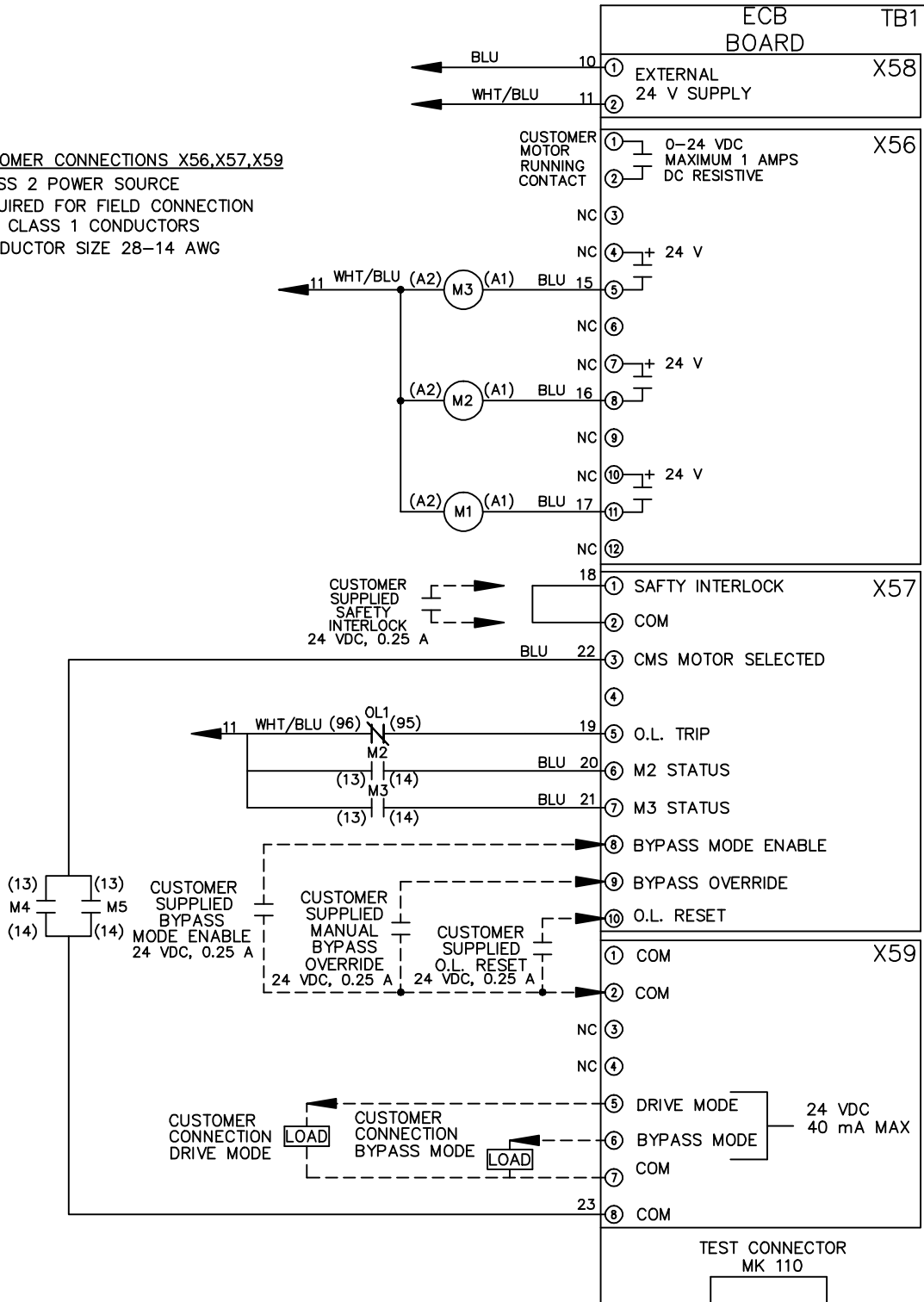
DWG NO.

174N3593



CUSTOMER CONNECTIONS X56, X57, X59

CLASS 2 POWER SOURCE  
REQUIRED FOR FIELD CONNECTION  
USE CLASS 1 CONDUCTORS  
CONDUCTOR SIZE 28-14 AWG



TEST CONNECTOR  
MK 110