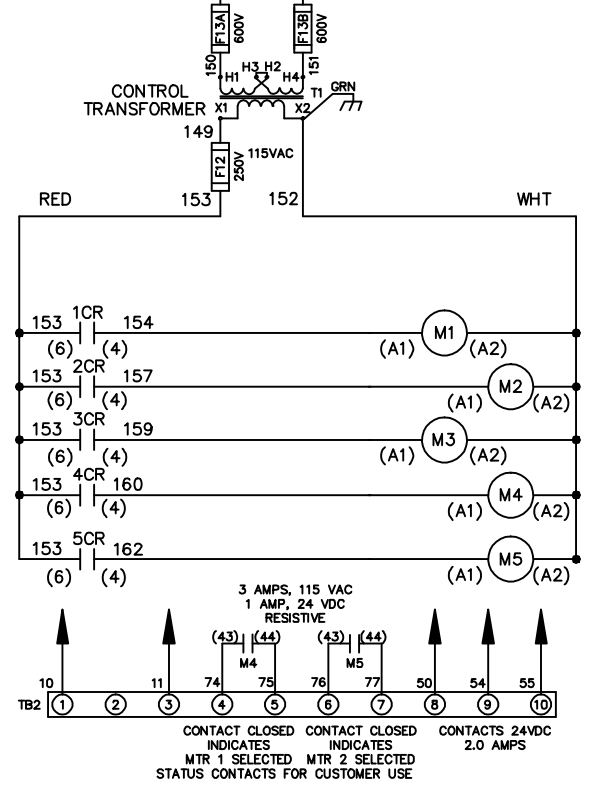
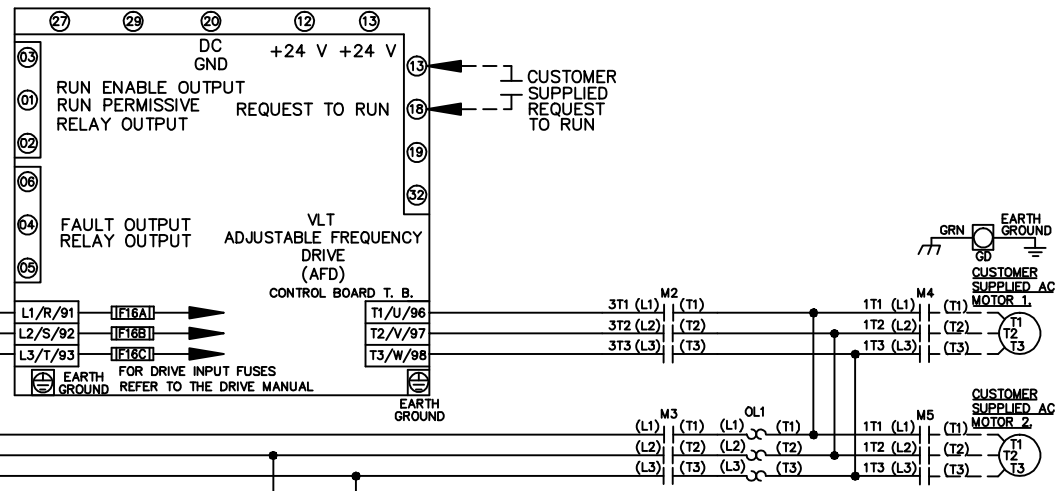
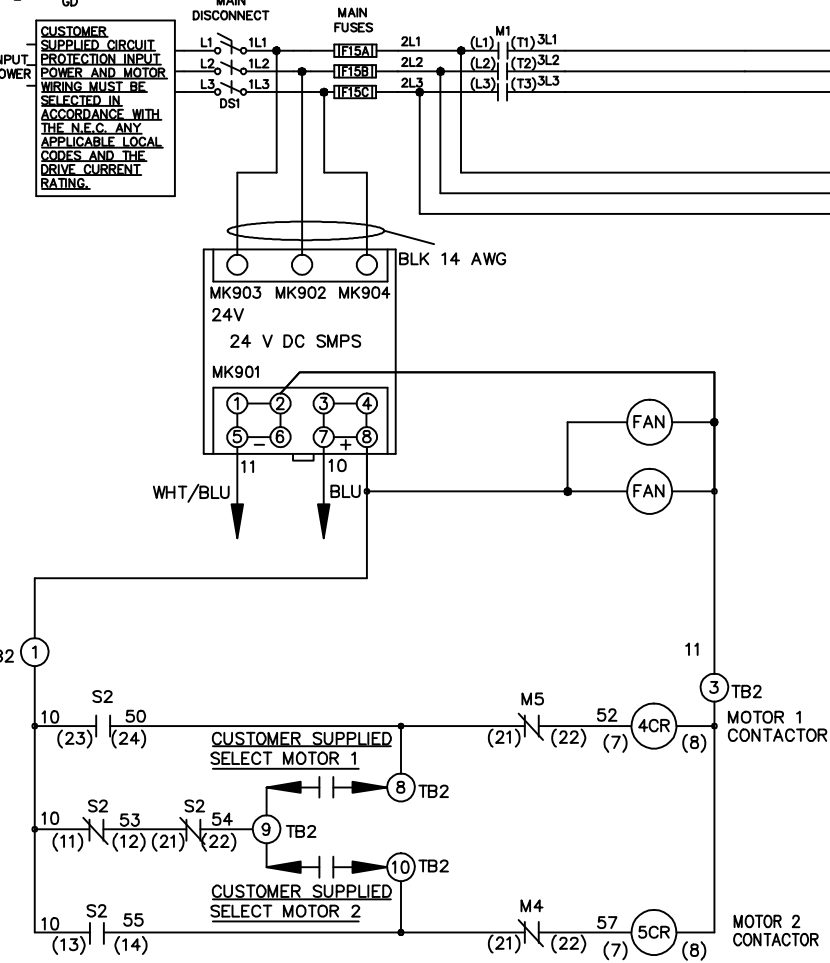


WIRE COLOR SCHEME

- BLACK - LINE VOLTAGE
- RED - AC CONTROL
- WHITE - AC GROUNDED
- WHITE - CIRCUIT CONDUCTOR
- BLUE - DC CONTROL
- WHT/BLU - DC CONTROL COMMON
- GREEN - CHASSIS GROUND

CUSTOMER SUPPLIED CIRCUIT PROTECTION INPUT POWER AND MOTOR WIRING MUST BE SELECTED IN ACCORDANCE WITH THE N.E.C. ANY APPLICABLE LOCAL CODES AND THE DRIVE CURRENT RATING.



CUSTOMER MOTOR WIRING MUST BE SELECTED IN ACCORDANCE WITH THE N.E.C. ANY APPLICABLE LOCAL CODES, AND THE DRIVE CURRENT RATING.

CONTACT SEQUENCE CHART FOR S2
X INDICATES CONTACT CLOSED

CONTACT	MOTOR 1	AUTO	MOTOR 2
11-12	X	X	
13-14			X
21-22		X	X
23-24	X		

REV	ECN	DATE
A	SP08061	10/08

-NOTICE-

THIS DRAWING AND THE INFORMATION DEPICTED THEREIN IS THE PROPERTY OF ITT. COPIES ARE ISSUED IN STRICT CONFIDENCE AND SHALL NOT BE REPRODUCED OR COPIED, OR USED AS THE BASIS FOR THE MANUFACTURE OR SALE OF PRODUCTS WITHOUT PRIOR WRITTEN PERMISSION OF ITT.

DRN JNW
2/14/07
APR

NAME 460 VOLT, 3C, MAIN DISC
, MAIN FUSE, ECB, FRAME C2N12
, NO REACTOR & DVDT, CMS

MODEL _____

ITT
Residential & Commercial Water
Morton Grove, IL USA

PAGE 1 OF 2 SIZE A DWG NO. 174N3602

REV	A	ECN	10/08	DATE
SP08066				

THIS DRAWING AND THE INFORMATION DERIVED THEREIN IS THE PROPERTY OF TIT. COPIES ARE ISSUED IN STRICT CONFIDENCE AND SHALL NOT BE REPRODUCED OR COPIED, OR USED AS THE BASIS FOR THE MANUFACTURE OR SALE OF PRODUCTS WITHOUT PRIOR WRITTEN PERMISSION OF TIT.

—NOTICE—

DRN JNW
2/14/07
APR

NAME460 VOLT,3C,MAIN DISC
,MAIN FUSE,ECB,FRAME C2N12
,NO REACTOR & DVDI,CMS

MODEL
PAGE 2 OF 2
SIZE A
DWG NO. 174N3602

CUSTOMER CONNECTIONS X56,X57,X59
CLASS 2 POWER SOURCE
REQUIRED FOR FIELD CONNECTION
USE CLASS 1 CONDUCTORS
CONDUCTOR SIZE 28-14 AWG

