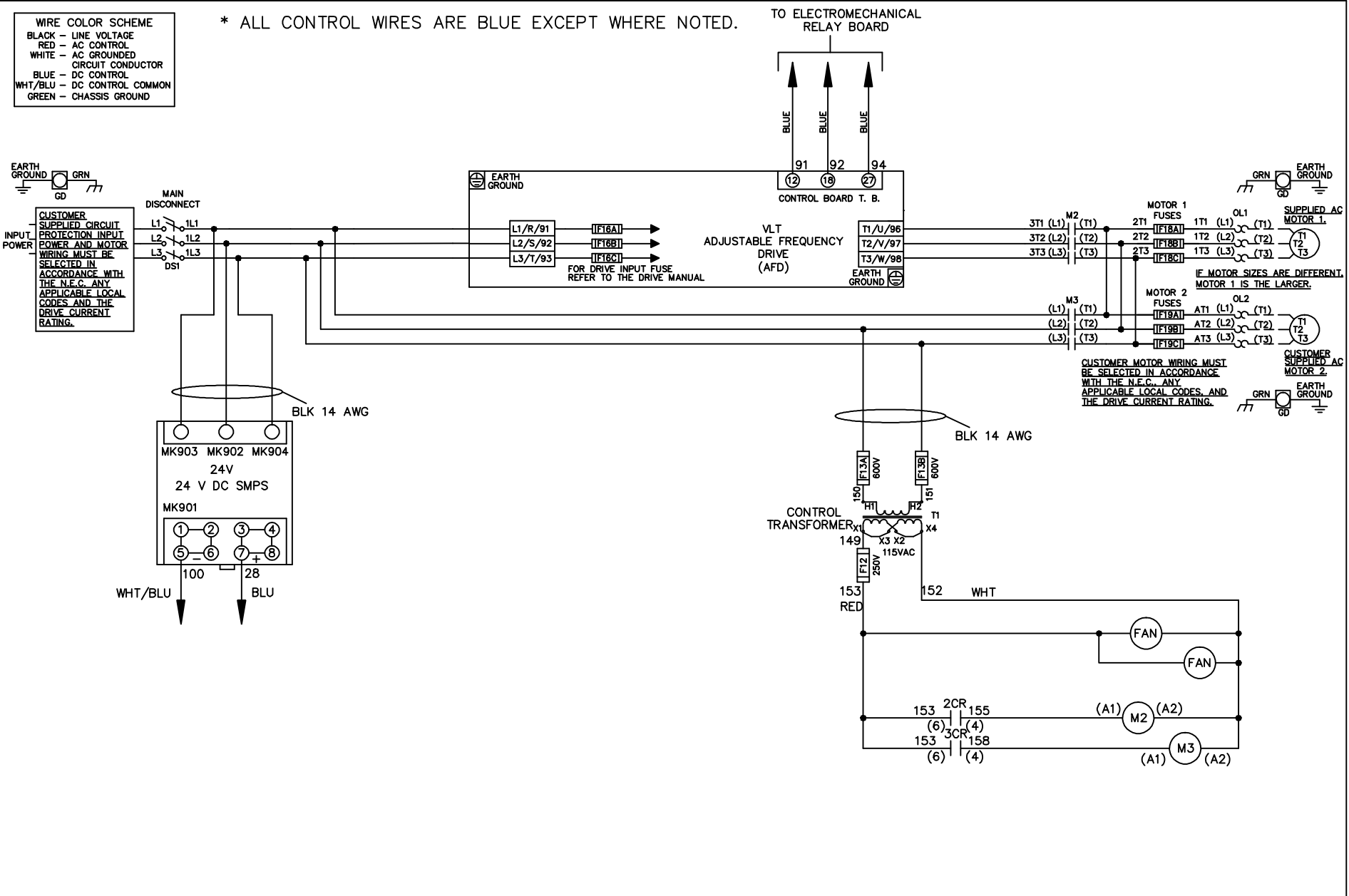


| WIRE COLOR SCHEME | |
|-------------------|---------------------|
| BLACK | - LINE VOLTAGE |
| RED | - AC CONTROL |
| WHITE | - AC GROUND |
| BLUE | - DC CONTROL |
| WHT/BLU | - DC CONTROL COMMON |
| GREEN | - CHASSIS GROUND |

* ALL CONTROL WIRES ARE BLUE EXCEPT WHERE NOTED.



| | | | | | | | | | | | |
|-----|---------|-------|--|--|--------------------|-----|--|-------------|--------|--|----------|
| | | | -NOTICE- | | DRN JNW 2/14/07 | | NAME600 VOLT,2C,MAIN DISC ,DRIVE FUSE,EMB1,FRAME D1-D2 ,NO REACTOR & DVDT,DUAL MTR | | | THE TRANE COMPANY A DIVISION OF AMERICAN STANDARD INC. | |
| A | SP08061 | 10/08 | THIS DRAWING IS PROPRIETARY AND SHALL NOT BE COPIED OR ITS CONTENTS DISCLOSED TO OUTSIDE PARTIES WITHOUT THE WRITTEN CONSENT OF THE TRANE COMPANY | | | APR | MODEL | PAGE 1 OF 2 | SIZE A | DWG NO. | 174U0369 |
| REV | ECN | DATE | | | | | | | | | |

| | | |
|-----|---------|-------|
| REV | ECN | DATE |
| A | SP08066 | 10/08 |

CONTACT SEQUENCE CHART FOR S1
X INDICATES CONTACT CLOSED

| POSITION | DRIVE | OFF | BYPASS |
|----------|-------|-----|--------|
| CONTACT | | | |
| 13-14 | | | X |
| 23-24 | X | | |

THIS DRAWING IS PROPRIETARY AND SHALL NOT BE COPIED OR ITS CONTENTS DISCLOSED TO OUTSIDE PARTIES WITHOUT THE WRITTEN CONSENT OF THE TRANE COMPANY

DRN JNW
2/14/07
APR

NAME 600 VOLT, 2C, MAIN DISC
, DRIVE FUSE, EMB1, FRAME D1-D2
, NO REACTOR & DVDI, DUAL MTR

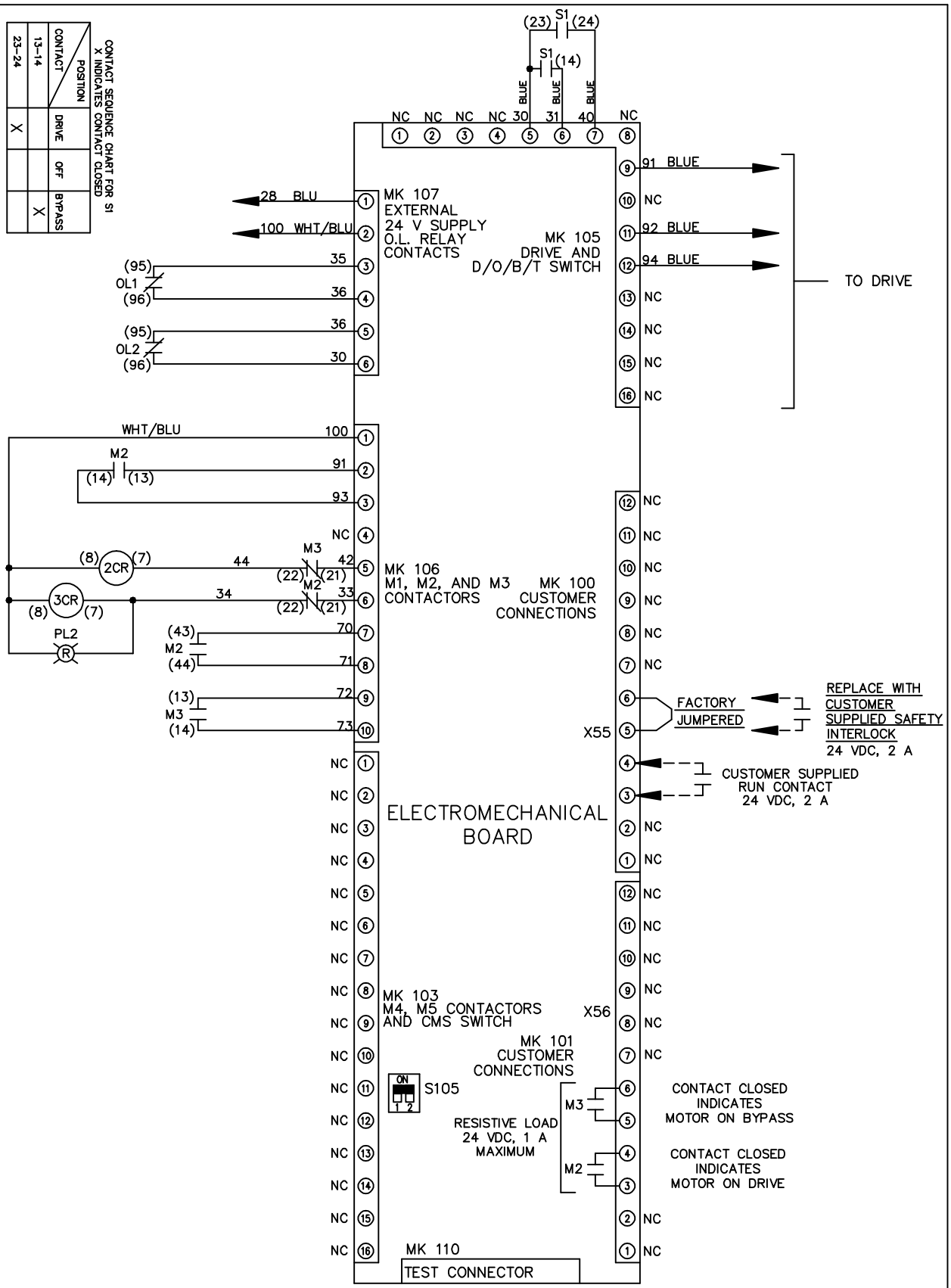
MODEL

PAGE 2 OF 2

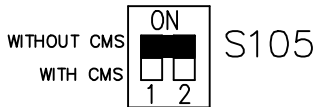
SIZE A

DWG NO. 174U0369

THE TRANE COMPANY
A DIVISION OF
AMERICAN STANDARD INC.



FACTORY SETTING



CUSTOMER CONNECTIONS X55, X56
CLASS 2 POWER SOURCE
REQUIRED FOR FIELD CONNECTION
USE CLASS 1 CONDUCTORS
CONDUCTOR SIZE 28-14 AWG