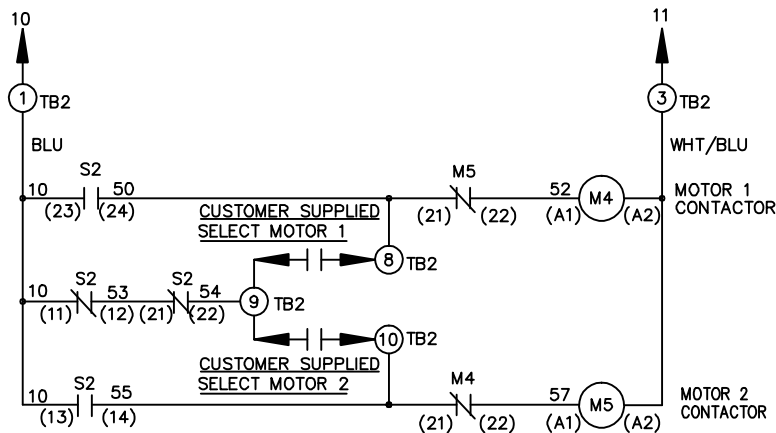
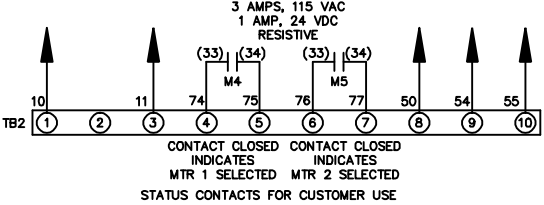
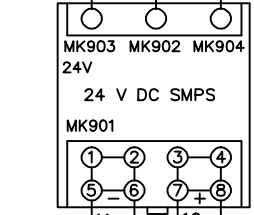
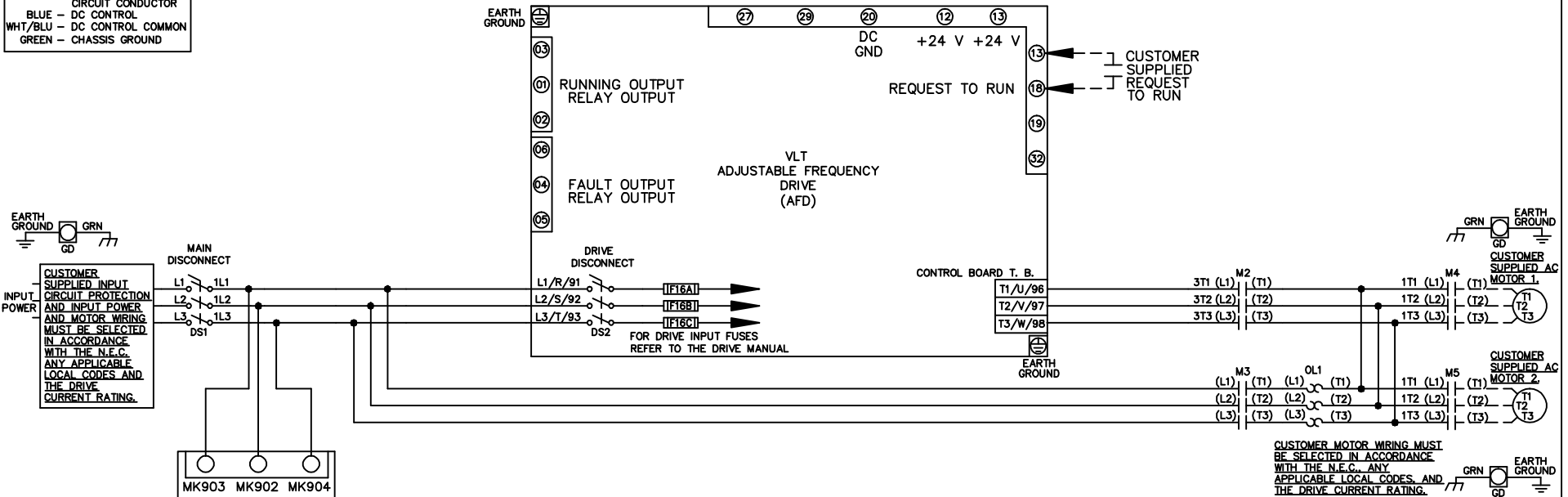


WIRE COLOR SCHEME
 BLACK - LINE VOLTAGE
 RED - AC CONTROL
 WHITE - AC GROUNDED
 CIRCUIT CONDUCTOR
 BLUE - DC CONTROL
 WHT/BLU - DC CONTROL COMMON
 GREEN - CHASSIS GROUND



CONTACT SEQUENCE CHART FOR S2
 X INDICATES CONTACT CLOSED

| CONTACT | POSITION | MOTOR 1 | AUTO | MOTOR 2 |
|---------|----------|---------|------|---------|
| 11-12 | | X | X | |
| 13-14 | | | | X |
| 21-22 | | | X | X |
| 23-24 | | X | | |

-NOTICE-

THIS DRAWING IS PROPRIETARY AND SHALL NOT BE COPIED OR ITS CONTENTS DISCLOSED TO OUTSIDE PARTIES WITHOUT THE WRITTEN CONSENT OF THE TRANE COMPANY

DRN JNW
 2/14/07

NAME 208-600VOLT, 2C, MAIN & DRIVE DISC, DRIVE FUSE, ECB, FRAME A5-B1, NO REACTOR & DVDT, CMS

THE TRANE COMPANY
 A DIVISION OF AMERICAN STANDARD INC.

| | | |
|-----|---------|-------|
| REV | SP08061 | 10/08 |
| ECN | | DATE |

APR

MODEL

PAGE 1 OF 2

SIZE A

DWG NO. 174U0678

| | | | | | |
|-----|---|-----|---------|------|-------|
| REV | A | ECN | SP08066 | DATE | 10/08 |
|-----|---|-----|---------|------|-------|

THIS DRAWING IS PROPRIETARY AND SHALL NOT BE COPIED OR ITS CONTENTS DISCLOSED TO OUTSIDE PARTIES WITHOUT THE WRITTEN CONSENT OF THE TRANE COMPANY

-NOTICE-

DRN JNW
 2/14/07
 APR

NAME 208-600VOLT,2C,MAIN&DRIVE DISC
 DRIVE FUSE,ECB,FRAME A5-B1
 ,NO REACTOR & DVDI,CMS
 MODEL
 PAGE 2 OF 2 SIZE A DWG NO. 174U0678

THE TRANE COMPANY
 A DIVISION OF
 AMERICAN STANDARD INC.

CUSTOMER CONNECTIONS X56,X57,X59

CLASS 2 POWER SOURCE
 REQUIRED FOR FIELD CONNECTION
 USE CLASS 1 CONDUCTORS
 CONDUCTOR SIZE 28-14 AWG

