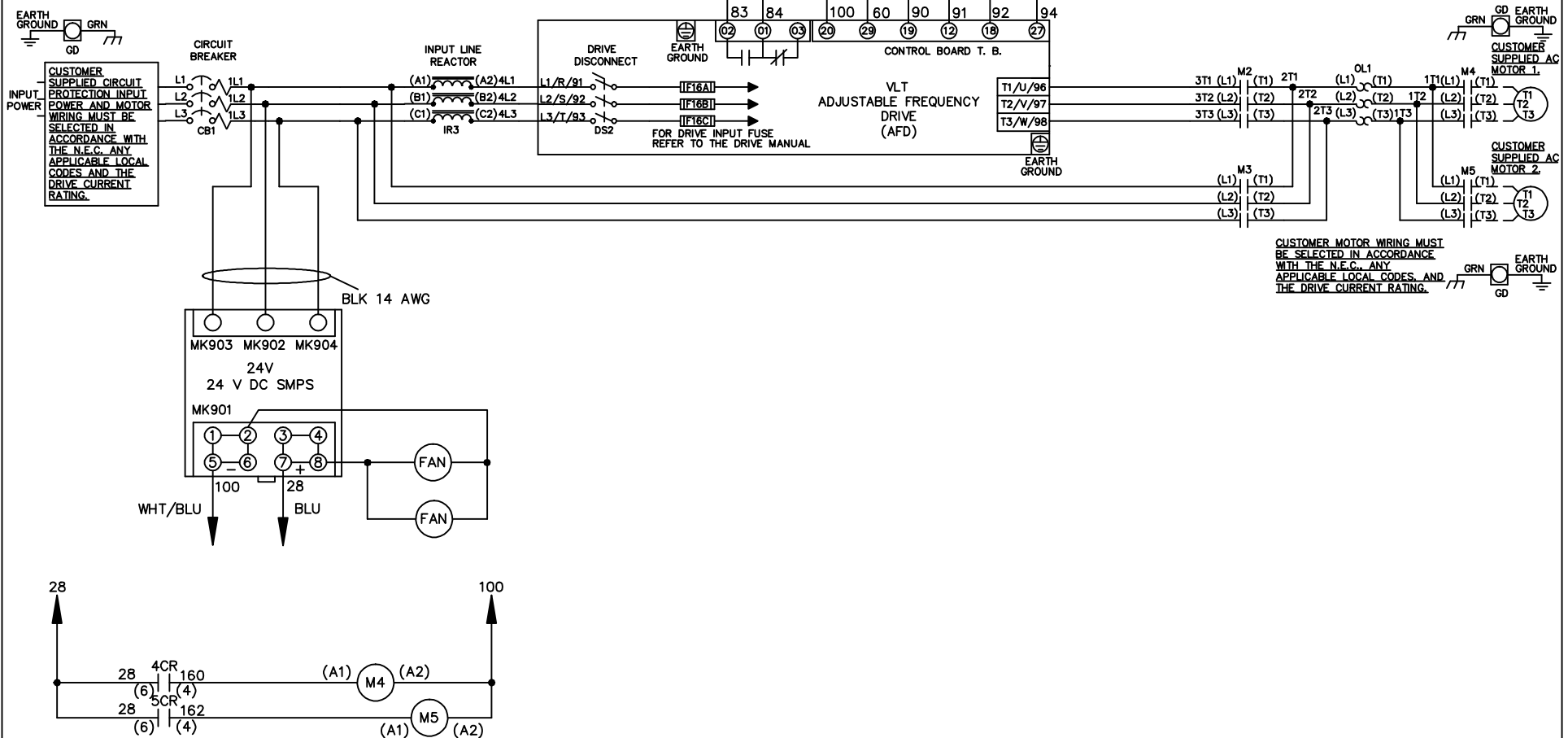


WIRE COLOR SCHEME
 BLACK - LINE VOLTAGE
 RED - AC CONTROL
 WHITE - AC GROUND
 WHITE - CIRCUIT CONDUCTOR
 BLUE - DC CONTROL
 WHT/BLU - DC CONTROL COMMON
 GREEN - CHASSIS GROUND

* ALL CONTROL WIRES ARE BLUE EXCEPT WHERE NOTED. TO ELECTROMECHANICAL RELAY BOARD



			- NOTICE -		DRN JNW 2/14/07		NAME 208-600VOLT,2C,CB & DRIVE DISC ,DRIVE FUSE,EMB2,FRAME C1N12 ,REACTOR,CMS		<i>Danfoss</i>	
A	SP08061	10/08	THIS DOCUMENT CONTAINS PROPRIETARY INFORMATION OF DANFOSS DRIVES. IT IS LOANED BY DANFOSS DRIVES SUBJECT TO THE CONDITIONS THAT IT AND THE INFORMATION EMBODIED THEREIN SHALL BE USED ONLY FOR RECORD AND REFERENCE PURPOSES, SHALL NOT BE USED OR CAUSED TO BE USED IN ANY WAY PREJUDICIAL TO THE INTERESTS OF DANFOSS DRIVES, SHALL NOT BE REPRODUCED OR COPIED IN WHOLE OR IN PART, OR DISCLOSED TO ANYONE WITHOUT THE DIRECT WRITTEN PERMISSION OF DANFOSS DRIVES AND SHALL BE RETURNED UPON REQUEST.			APR	MODEL	PAGE 1 OF 2	SIZE A	DWG NO. 174U0691
REV	ECN	DATE								

REV	A	ECN	SP08066	DATE	10/08
-----	---	-----	---------	------	-------


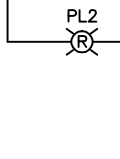
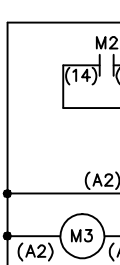

THIS DOCUMENT CONTAINS PROPRIETARY INFORMATION OF DANFOSS DRIVES. IT IS LOANED BY DANFOSS DRIVES SUBJECT TO THE CONDITIONS THAT IT AND THE INFORMATION EMBODIED THEREIN SHALL BE USED ONLY FOR RECORD AND REFERENCE PURPOSES. SHALL NOT BE USED OR CAUSED TO BE USED IN ANY WAY PREJUDICIAL TO THE INTERESTS OF DANFOSS DRIVES. SHALL NOT BE REPRODUCED OR COPIED IN WHOLE OR IN PART, OR DISCLOSED TO ANYONE WITHOUT THE DIRECT WRITTEN PERMISSION OF DANFOSS DRIVES AND SHALL BE RETURNED UPON REQUEST.

DRN JNW
2/14/07

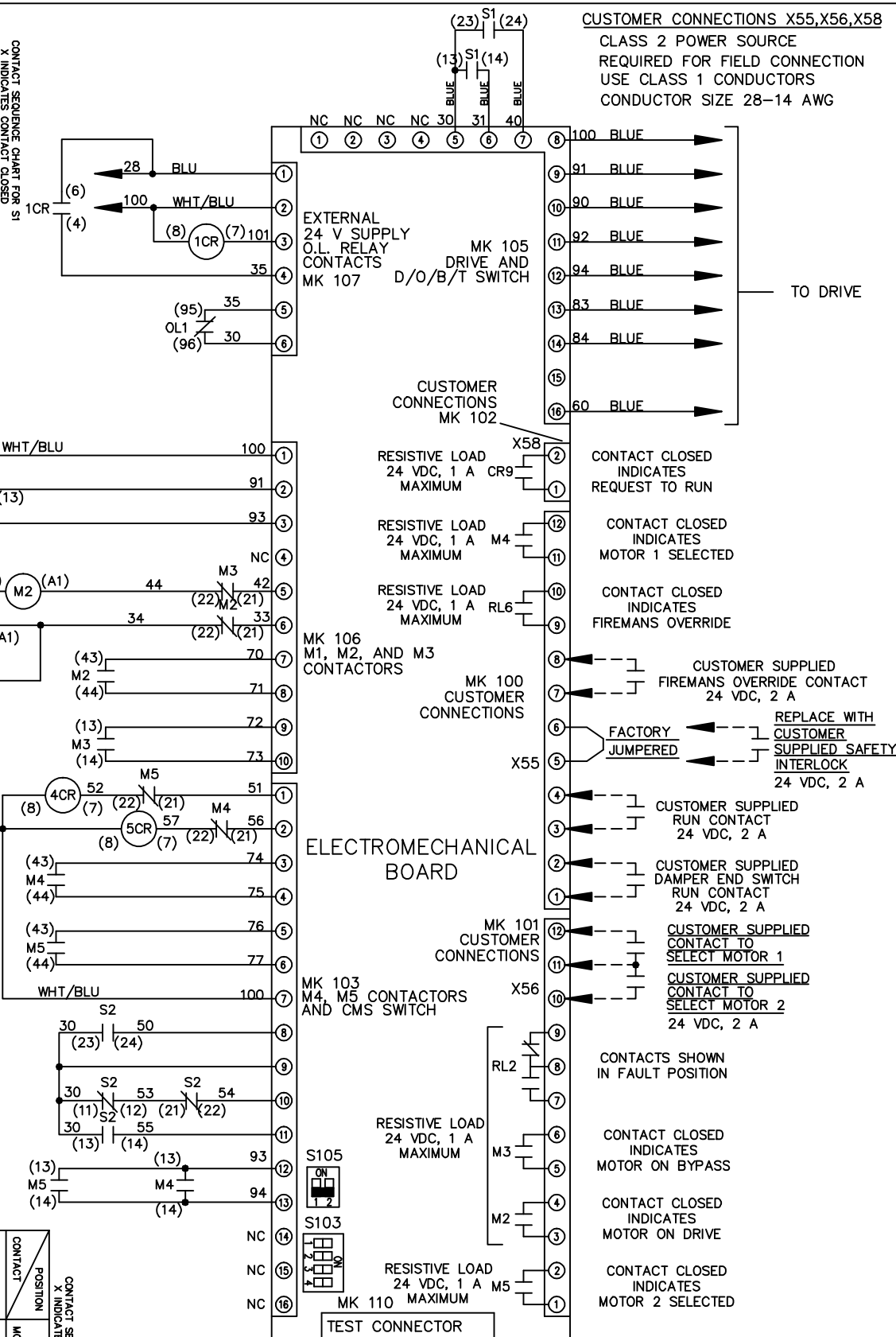
MODEL NAME 208-600VOLT, 2C,CB & DRIVE DISC
, DRIVE FUSE, EMB2, FRAME C1N12
, REACTOR, CMS

PAGE 2 OF 2 SIZE A DWG NO. 174U0691

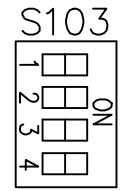

CONTACT SEQUENCE CHART FOR S1 X INDICATES CONTACT CLOSED	
POSITION	
CONTACT	
23-24	X
13-14	
DRIVE	
OFF	
BYPASS	X



CONTACT SEQUENCE CHART FOR S2 X INDICATES CONTACT CLOSED	
POSITION	
CONTACT	
11-12	X
13-14	X
21-22	X
23-24	X



CUSTOMER CONNECTIONS X55, X56, X58
CLASS 2 POWER SOURCE
REQUIRED FOR FIELD CONNECTION
USE CLASS 1 CONDUCTORS
CONDUCTOR SIZE 28-14 AWG



CUSTOMER SETTING
AUTOMATIC BYPASS TIME SELECT

ONLY # 1 ON 30 SECONDS

ONLY # 2 ON 60 SEC.

ONLY # 3 ON 300 SEC

ALL ON 15 SEC.

ALL OFF NO AUTO BYPASS (FACTORY DEFAULT)

