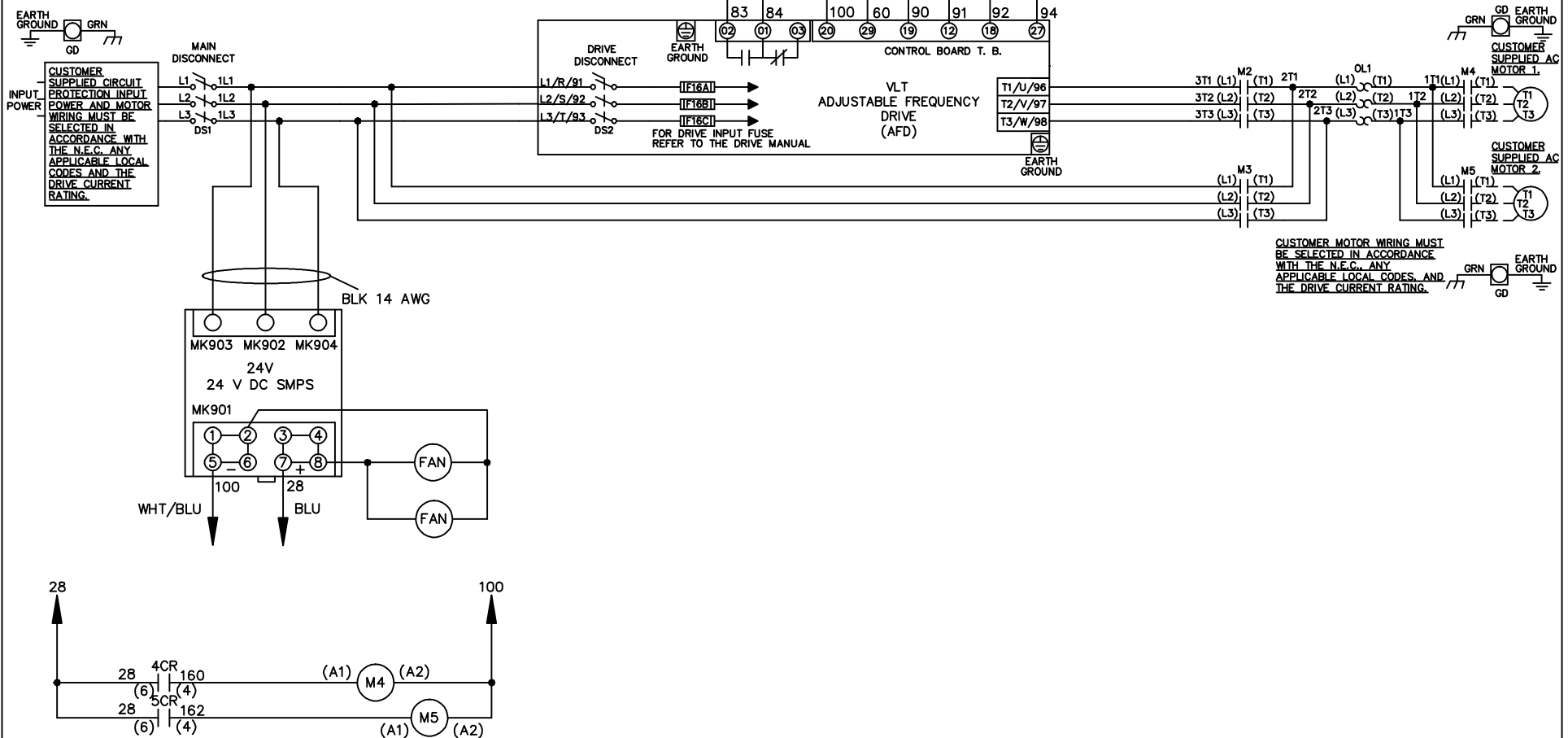


WIRE COLOR SCHEME	
BLACK	- LINE VOLTAGE
RED	- AC CONTROL
WHITE	- AC GROUND
	- CIRCUIT CONDUCTOR
BLUE	- DC CONTROL
WHT/BLU	- DC CONTROL COMMON
GREEN	- CHASSIS GROUND

\* ALL CONTROL WIRES ARE BLUE EXCEPT WHERE NOTED. TO ELECTROMECHANICAL RELAY BOARD



CUSTOMER MOTOR WIRING MUST BE SELECTED IN ACCORDANCE WITH THE N.E.C. ANY APPLICABLE LOCAL CODES AND THE DRIVE CURRENT RATING.

			- NOTICE -		DRN JNW 2/14/07		NAME 208-600VOLT, 2C, MAIN&DRIVE DISC ,DRIVE FUSE, EMB2, FRAME C1N12 ,NO REACTOR & DVDT, CMS		<i>Danfoss</i>	
A	SP08061	10/08	THIS DOCUMENT CONTAINS PROPRIETARY INFORMATION OF DANFOSS DRIVES. IT IS LOANED BY DANFOSS DRIVES SUBJECT TO THE CONDITIONS THAT IT AND THE INFORMATION EMBODIED THEREIN SHALL BE USED ONLY FOR RECORD AND REFERENCE PURPOSES, SHALL NOT BE USED OR CAUSED TO BE USED IN ANY WAY PREJUDICIAL TO THE INTERESTS OF DANFOSS DRIVES, SHALL NOT BE REPRODUCED OR COPIED IN WHOLE OR IN PART, OR DISCLOSED TO ANYONE WITHOUT THE DIRECT WRITTEN PERMISSION OF DANFOSS DRIVES AND SHALL BE RETURNED UPON REQUEST.			APR	MODEL	PAGE 1 OF 2	SIZE A	DWG NO. 174U0754
REV	ECN	DATE								

REV	A	ECN	SP08066	DATE	10/08
-----	---	-----	---------	------	-------

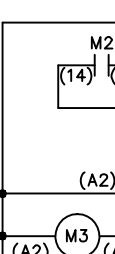
THIS DOCUMENT CONTAINS PROPRIETARY INFORMATION OF DANFOSS DRIVES. IT IS LOANED BY DANFOSS DRIVES SUBJECT TO THE CONDITIONS THAT IT AND THE INFORMATION EMBODIED THEREIN SHALL BE USED ONLY FOR RECORD AND REFERENCE PURPOSES. SHALL NOT BE USED OR CAUSED TO BE USED IN ANY WAY PREJUDICIAL TO THE INTERESTS OF DANFOSS DRIVES. SHALL NOT BE REPRODUCED OR COPIED IN WHOLE OR IN PART, OR DISCLOSED TO ANYONE WITHOUT THE DIRECT WRITTEN PERMISSION OF DANFOSS DRIVES AND SHALL BE RETURNED UPON REQUEST.

DRN	JNW
DATE	2/14/07

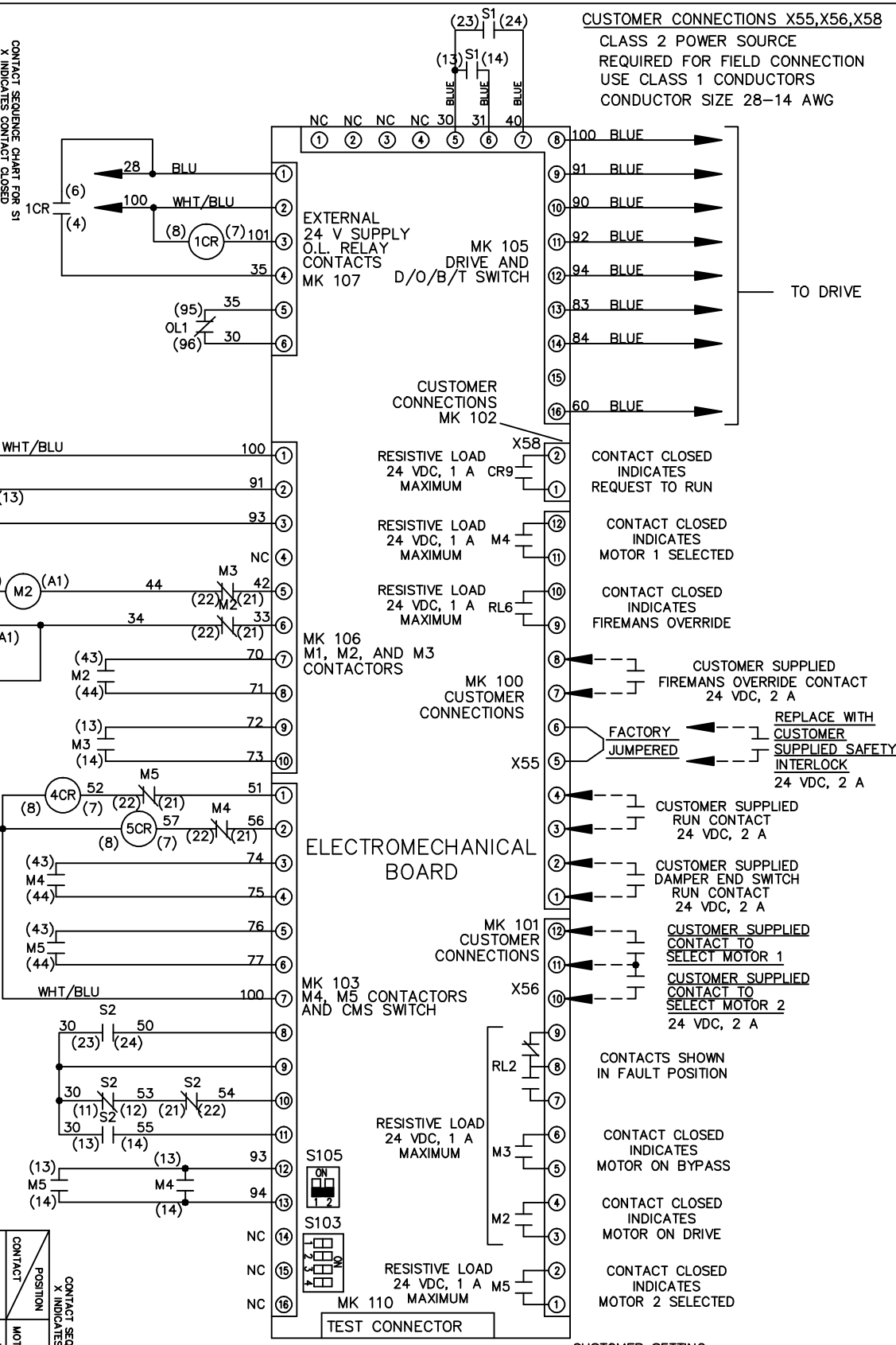
NAME 208-600VOLT, 2C, MAIN&DRIVE DISC  
 DRIVE FUSE, EMB2, FRAME C1N12  
 NO REACTOR & DVDI, CMS

MODEL	
PAGE	2 OF 2
SIZE	A
DWG NO.	174U0754

CONTACT SEQUENCE CHART FOR S1	
POSITION	CONTACT
DRIVE	13-14
OFF	13-14
BYPASS	23-24
	X



CONTACT SEQUENCE CHART FOR S2	
POSITION	CONTACT
MOTOR 1	11-12
AUTO	11-12
MOTOR 2	21-22
	X



CUSTOMER CONNECTIONS X55, X56, X58  
 CLASS 2 POWER SOURCE  
 REQUIRED FOR FIELD CONNECTION  
 USE CLASS 1 CONDUCTORS  
 CONDUCTOR SIZE 28-14 AWG

- 100 BLUE
  - 91 BLUE
  - 90 BLUE
  - 92 BLUE
  - 94 BLUE
  - 83 BLUE
  - 84 BLUE
  - 60 BLUE
- TO DRIVE

- CONTACT CLOSED INDICATES REQUEST TO RUN
- CONTACT CLOSED INDICATES MOTOR 1 SELECTED
- CONTACT CLOSED INDICATES FIREMANS OVERRIDE

- CUSTOMER SUPPLIED FIREMANS OVERRIDE CONTACT 24 VDC, 2 A
- REPLACE WITH CUSTOMER SUPPLIED SAFETY INTERLOCK 24 VDC, 2 A
- CUSTOMER SUPPLIED RUN CONTACT 24 VDC, 2 A
- CUSTOMER SUPPLIED DAMPER END SWITCH RUN CONTACT 24 VDC, 2 A
- CUSTOMER SUPPLIED CONTACT TO SELECT MOTOR 1
- CUSTOMER SUPPLIED CONTACT TO SELECT MOTOR 2 24 VDC, 2 A

- CONTACTS SHOWN IN FAULT POSITION
- CONTACT CLOSED INDICATES MOTOR ON BYPASS
- CONTACT CLOSED INDICATES MOTOR ON DRIVE
- CONTACT CLOSED INDICATES MOTOR 2 SELECTED

